PROJECT DESCRIPTION

INSTALLING FIBER OPTIC CABLE VIA SHALLOW TRENCHING & DIRECTIONAL BORE METHODS

PROJECT INFORMATION

APPLICANT:

GOOGLE FIBER GEORGIA, LLC
10 10th St, Atlanta, GA 30309

HUT INFORMATION

PATCH PANEL	PP05
RELAY RACK	RR203
PORT ASSIGNMENTS	PORT 608-613

SERVICEABLE UNITS

SINGLE FAMILY UNITS	237
SINGLE BUSINESS UNITS	2
ROE UNITS CONTAINED	0
MULTI-DWELLING UNITS	0
MULTI-TENANT UNITS	0
LARGE COMMERCIAL UNITS	0
VACANT LOTS	27
RESERVED DROPS	0

GOOGLE FIBER CONTACTS

ENGINEERING:

MIA PRUNESTI - (650) 203-3594
mprunesti@google.com
GFIBER ENGINEERING MANAGER

CONSTRUCTION:

DALE COPELAND - (650) 943-0512
dalecopeland@google.com
GFI CONSTRUCTION PGM

811
KNOW WHAT'S BELOW
CALL BEFORE YOU DIG

N
E
S
W

Google fiber

PERMIT
ATL106-025

LOCAL ROADS	WINDSOR PKWY, WINDSOR LAKE DR, WINDSOR LAKE CV, ANTIOCH DR, MADISON AVE, GEORGIA AVE, VICTORIA ST, FRANCIS ST, MAE AVE, CATES AVE, OSBORNE RD, THEODORE DR
STATE ROADS	N/A
RR ROADS	N/A
SPECIAL ROADS	N/A

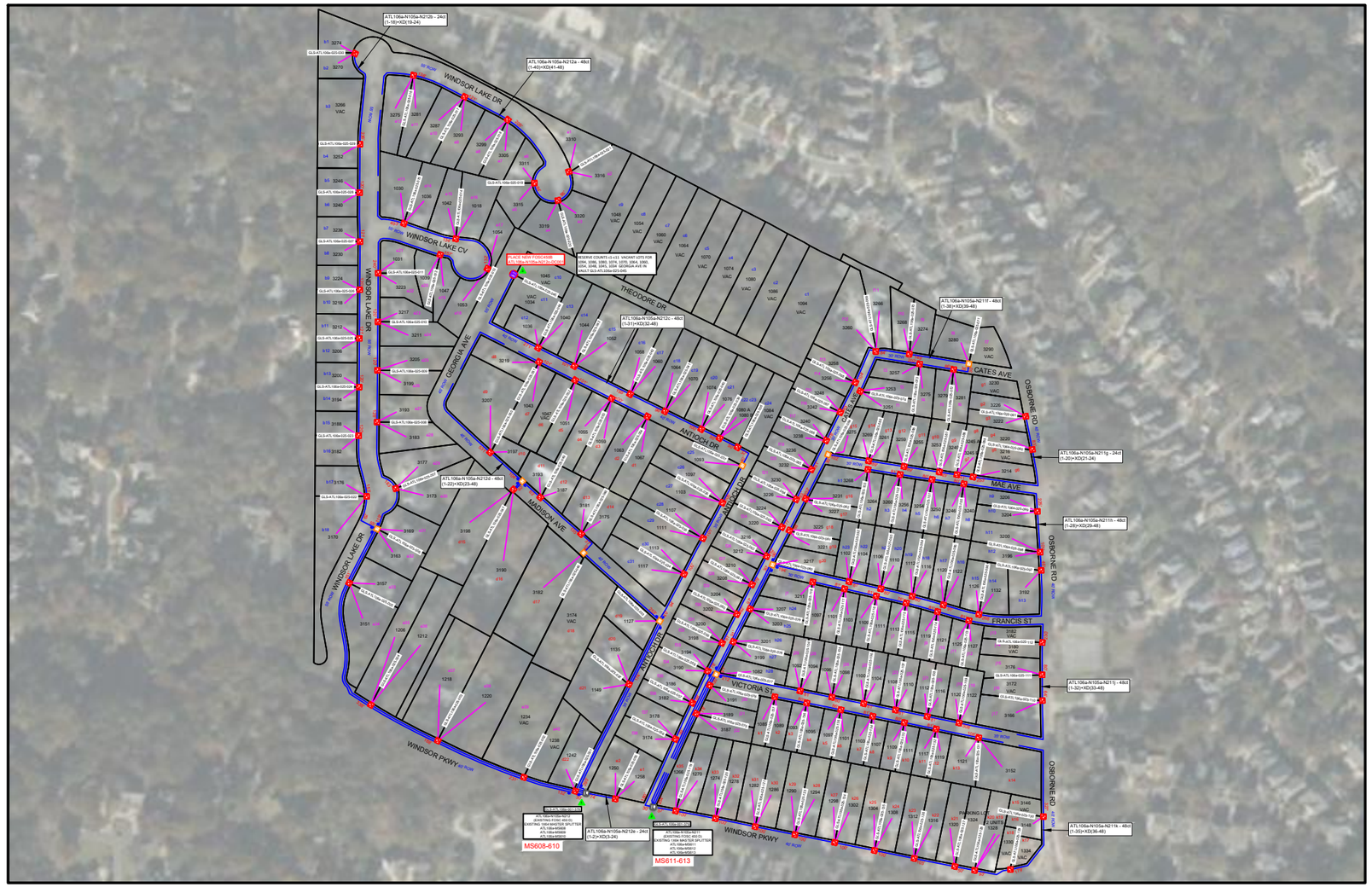

SCOPE OF WORK

PROJECT	ATL106-025
JURISDICTION	BROOKHAVEN
HHP	240
RUNNING LINE	16,629'

NOTES

1. PLACE 25' SLACK AT EVERY DIRECT BURIED SPLICE CLOSURE LOCATION.

2. PLACE 35' SLACK IN ALL SMALL, EXTRA SMALL, LARGE, EXTRA LARGE VAULTS.

3. PLACE 35' SLACK IN CARSON VAULTS ONLY FOR CABLES LEAVING DROPS

4. LABEL AND TEST ALL FIBERS PER GFI GUIDELINES.

5. ALL FIBER FOOTAGE DEPICTED INCLUDES LENGTH FROM END TO END (NO SLACK).

6. ALL FIBER EQUIPMENT SCALE HAS BEEN ENLARGED TO HELP CONSTRUCTION TEAMS IDENTIFY PLACEMENT LOCATIONS.

* MAINTENANCE WINDOW WILL BE REQUIRED PRIOR TO SPLICING INTO DF FIBERS.

* PLEASE CONTACT TAYLOR HERRING AT herringt@google.com TO SCHEDULE.

* CONTACT TAYLOR HERRING TO COORDINATE DF FIBER TESTING FOR FIBERS USED AND TO ARRANGE PRELIMINARY REDLIGHT TO VERIFY FIBERS TO BE SPLICED & OLT PON PORT ACTIVATION BY BLUE STREAM SIMULTANEOUSLY.

PACKAGE LAYOUT

PAGE 1: COVER PAGE
PAGE 2: CONSTRUCTION PACKAGE
PAGE 3: FIBER PACKAGE
PAGE 4: SPLICE ENCLOSURE TABLES
PAGE 5: END OF LINE VAULTS SHEET
PAGE 6: MASTER MATERIALS LIST
PAGE 7: REVISION LOG AND LEGEND

DESIGNED BY:

ONUG COMMUNICATIONS
Communications Engineering Excellence in Action

CONSTRUCTION

PROJECT	ATL106-025
MUNICIPALITY	ATLANTA
TOTAL PROJECT RUNNING LINE	16,629'
SOFTSCAPE RUNNING LINE	7,669'
SSD_SPRL_DUCT_INSTALL_A1	7,669'
SSD_HARDSCAPE_A1	8,560'
SSD_SLACK_PREP_A1	164
BC_BORE_ALL_A1	400'
BC_RESTORATION_ASPHALT	165
1" CONDUIT	16,629'
1" COUPLER	34
VI_EXTRA_SMALL_VAULT_A2	10
VI_SMALL_VAULT_A2	10
VI_EXTRA_SMALL_VAULT_A4	0
VI_SMALL_VAULT_A4	0
VI_DROP_VAULT_B1	115
EXTRA SMALL VAULTS (PEDESTRIAN RATED)	115
EXTRA SMALL VAULTS T15	10
EXTRA SMALL VAULTS T22	0
SMALL VAULTS (17"x30") T15	9
SMALL VAULTS (17"x30") T22	0
SMALL VAULTS (24"x36") T15	1
SMALL VAULTS (24"x36") T22	0
GROUND RODS	1
MARKER BALLS	0

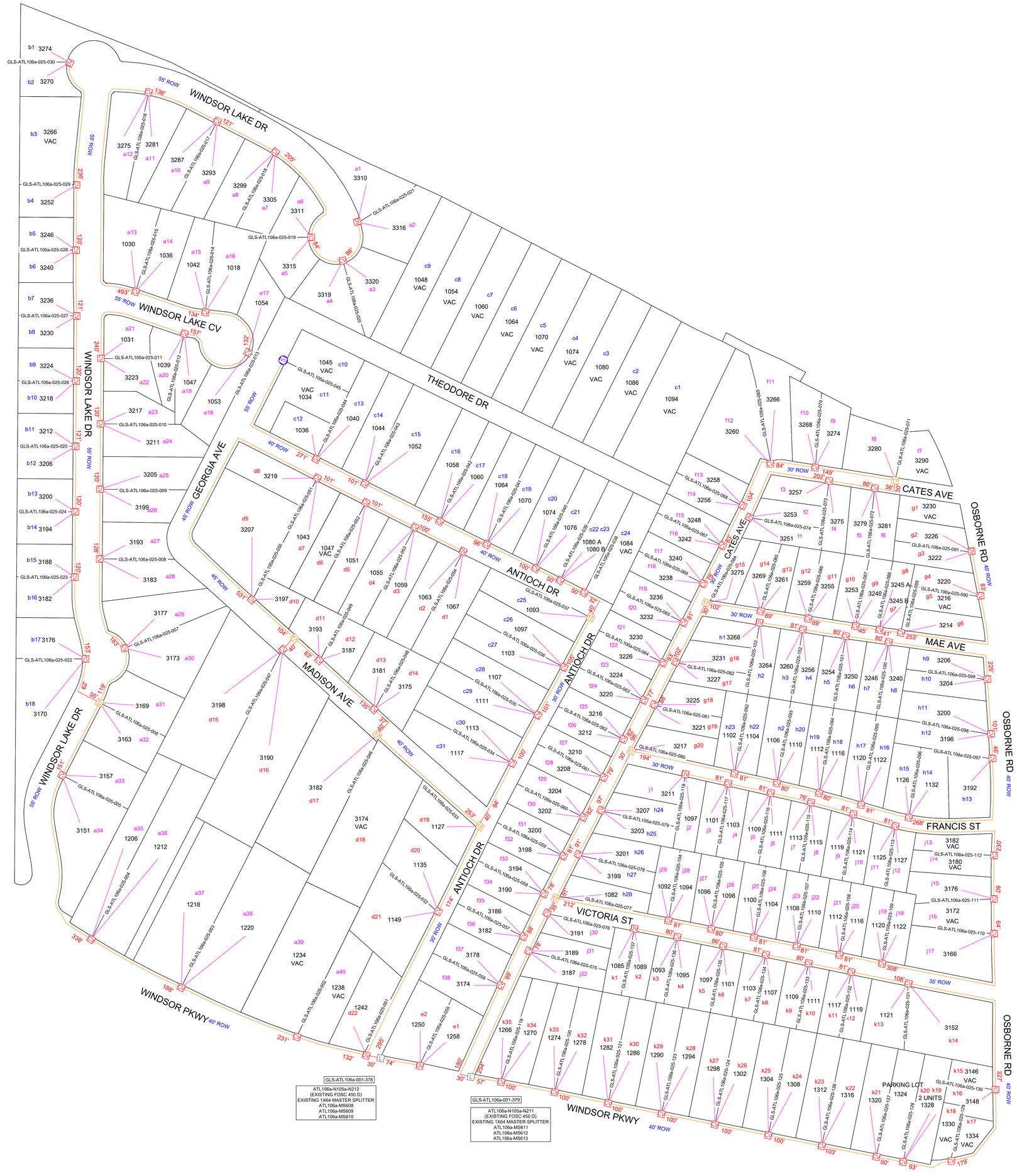

PAGE - 2

SOFTSCAPE SHALLOW TRENCH (LOCAL)	EXISTING CONDUIT
SOFTSCAPE SHALLOW TRENCH (STATE)	EXISTING FIBER CABLE
TRADITIONAL BORE (LOCAL)	DF FIBER CABLE
TRADITIONAL BORE (STATE)	AF FIBER CABLE
EV NEW CARSON VAULT (10"x15"x12")	EXPRESS AF FIBER CABLE
DV NEW EXTRA SMALL VAULT (11"x18"x18")	FUTURE FIBER DROP
17 NEW SMALL VAULT (17"x30"x24")	BORE PIT
S NEW SMALL VAULT (24"x36"x24")	AF CABLE REEL END
L NEW LARGE VAULT (30"x48"x36")	OPTICAL SPLITTER
XL NEW EXTRA LARGE VAULT (36"x60"x36")	COYOTE W/ MARKER BALL
EV EXISTING CARSON VAULT (10"x15"x12")	SPLICE ENCLOSURE
DV EXISTING EXTRA SMALL VAULT (11"x18"x18")	HUT
17 EXISTING SMALL VAULT (17"x30"x24")	NEW GROUND ROD
S EXISTING SMALL VAULT (24"x36"x24")	EXISTING GROUND ROD
L EXISTING LARGE VAULT (30"x48"x36")	25' SLACK LOOP
XL EXISTING EXTRA LARGE VAULT (36"x60"x36")	SPLICE ID

ONUG COMMUNICATIONS

Communications Engineering Excellence in Action

Google fiber

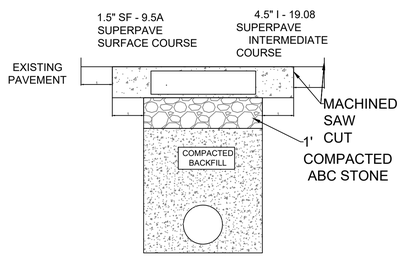

TRENCH/PAVEMENT REPAIR DETAIL
**REFERENCE GENERAL NOTES
SECTION FOR MORE INFORMATION

DETAIL 1 / CT1

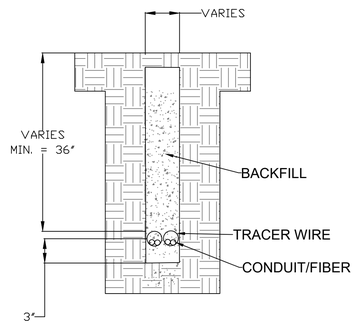

CONDUIT INSTALLATION AND RESTORATION - TRENCH - SOFT SURFACE

DETAIL 3 / CT1

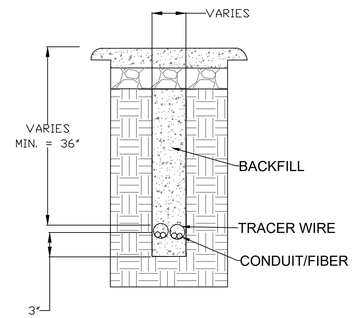

CONDUIT INSTALLATION AND RESTORATION -TRENCH - ASPHALT

DETAIL 5 / CT1

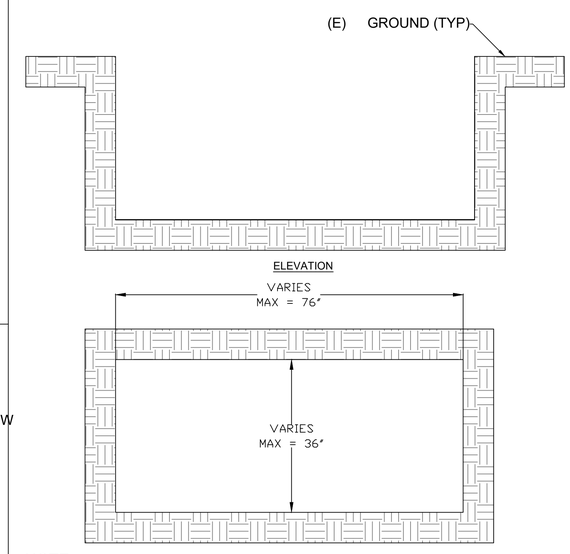

NOTE:

ACTUAL BORE PIT SIZE TO BE DETERMINED BY CONTRACTOR

DETAIL 7 / CT1 BORE PIT

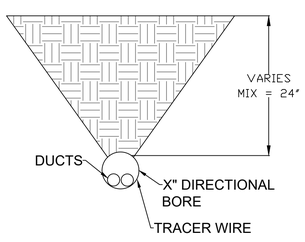

TYPICAL DIRECTIONAL BORE DETAIL

DETAIL 2 / CT1 HDPE SDR 13.5 WITH TRACER WIRE

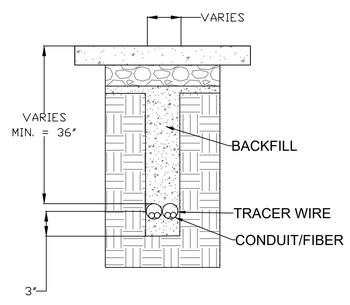

CONDUIT INSTALLATION AND RESTORATION - TRENCH -CONCRETE

DETAIL 4 / CT1

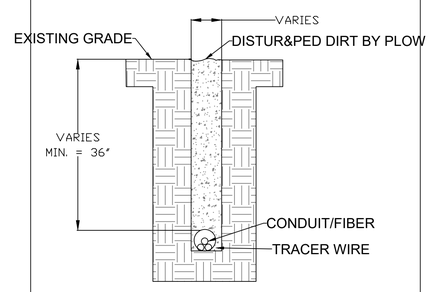

CONDUIT INSTALLATION AND RESTORATION - PLOW (NON-DROP)

DETAIL 6 / CT1

Google Fiber

HUT ID: ATL106
ATLANTA, GA

811 Know what's below. Call before you dig.

CONSTRUCTION NOTES:

1. WORK SAFE.
2. PLACE DROP VAULTS AT PROPERTY LINE WHENEVER POSSIBLE.
3. RESTORE LIKE FOR LIKE ALL DAMAGED LANDSCAPING AS A RESULT OF CONSTRUCTION.
4. NOTIFY AFFECTED CUSTOMERS AT LEAST 48 HOURS IN ADVANCE OF CONSTRUCTION.
5. PLACE NO PARKING SIGNS WHERE NECESSARY.
6. DESIGN IS BASED ON CURRENT INFORMATION IN FMS.
7. VERIFY ALL EXISTING DROP VAULT LOCATIONS.
8. SOME CABLES AND STRUCTURES NOT SHOWN FOR CLARITY.
9. ALL DETAIL INFORMATION CAN BE FOUND ON PAGE # CT-01 TO CT-04
10. METHOD OF INSTALLATION IS DIRECTIONAL BORING UNLESS NOTED OTHERWISE

SOFTSCAPE SHALLOW TRENCH (LOCAL)	EXISTING CONDUIT
SOFTSCAPE SHALLOW TRENCH (STATE)	EXISTING FIBER CABLE
SOFTSCAPE SHALLOW TRENCH (PRIVATE)	DF FIBER CABLE
SOFTSCAPE SHALLOW TRENCH (RAIL ROAD)	AF FIBER CABLE
SOFTSCAPE SHALLOW TRENCH (GAS)	EXPRESS AF FIBER CABLE
TRADITIONAL BORE (LOCAL)	FUTURE FIBER DROP
TRADITIONAL BORE (STATE)	AF CABLE REEL END
TRADITIONAL BORE (PRIVATE)	OPTICAL SPLITTER
TRADITIONAL BORE (RAIL ROAD)	COYOTE W/ MARKER BALL
TRADITIONAL BORE (GAS)	SPLICE ENCLOSURE
HARDSCAPE SHALLOW TRENCH (LOCAL)	HUT
HARDSCAPE SHALLOW TRENCH (PRIVATE)	NEW GROUND ROD
NEW EXTRA SMALL VAULT (11"x18"x18")	EXISTING GROUND ROD
NEW SMALL VAULT (17"x30"x24")	25' SLACK LOOP
NEW SMALL VAULT (24"x36"x24")	SPLICE ID
NEW LARGE VAULT (30"x48"x36")	EXISTING SMALL VAULT (24"x36"x24")
NEW EXTRA LARGE VAULT (36"x60"x36")	EXISTING LARGE VAULT (30"x48"x36")
EXISTING EXTRA SMALL VAULT (11"x18"x18")	EXISTING EXTRA LARGE VAULT (36"x60"x36")
EXISTING SMALL VAULT (17"x30"x24")	BORE PIT

ONUG COMMUNICATIONS
Communications Engineering Excellence in Action

ENGINEER OF RECORD:	DIDO KABENGELE DIBWE
	DRAWN BY: KYLE WILLIAMS

CONSTRUCTION TYPICAL SHEET 1 OF 5

PROJECT NUMBER		
ATL106		

ATL125-075 - GDOT - REV000 - 2.16.23.dwg

CHC CONSULTING, LLC

APPLICABLE TO:

1. APPLICATION: SOFTSCAPE HDPE VAULT PLACEMENT
2. APPLICATION: SOFTSCAPE POLYMER CONCRETE VAULT PLACEMENT
3. FOR AREAS WITHOUT CURB/GUTTER/SIDEWALKS, TIER15 VAULTS TO BE USED. RATED FOR INCIDENTAL/NON-DELIBERATE LIGHT VEHICULAR TRAFFIC

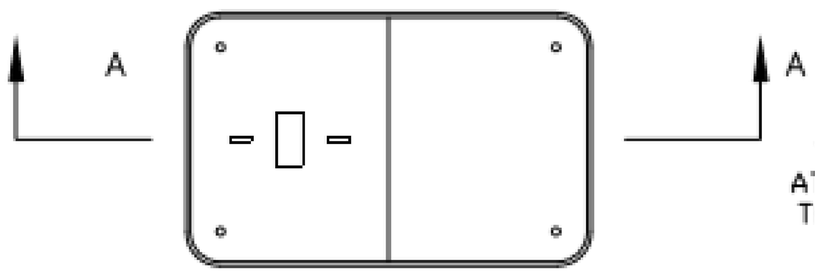

1. SUBGRADE SOIL
2. ROCK BEDDING
3. BACKFILL

INSTALL COLLAR AT DISCRETION OF GFIBER REPRESENTATIVE

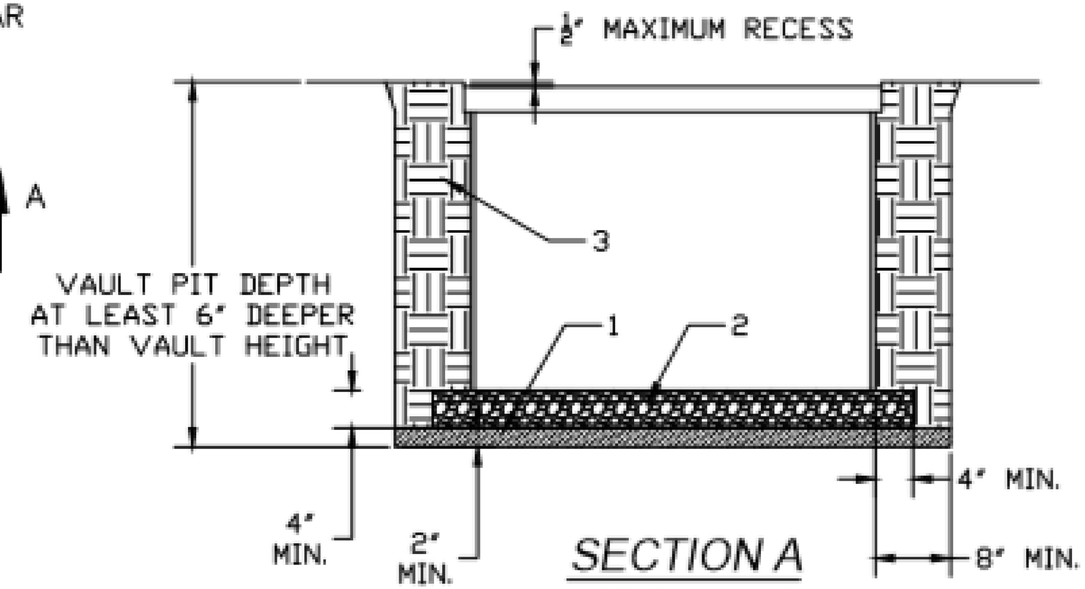

SECTION A

NOT TO SCALE

PLACE CONDUIT AND PULL BOXES WITHIN 5' OF THE BACK OF CURB TO RESERVE SPACE FOR FUTURE SIDEWALK CONSTRUCTION. IF SIDEWALK IS PRESENT, PLACE CONDUIT AND PULL BOXES BETWEEN BACK OF CURB AND SIDEWALK.

IF NO CURB, GUTTER OR SIDEWALKS ARE PRESENT, CONDUITS AND VAULTS WILL BE PLACED AT LEAST 36" FROM THE EDGE OF PAVEMENT UNLESS SUCH PLACEMENT WOULD EITHER BE OUTSIDE OF THE ROW OR WOULD CONFLICT WITH EXISTING UTILITY MINIMUM OFFSET REQUIREMENTS.

GOOGLE FIBER

NAME: TIER 15 SOFTSCAPE VAULT PLACEMENT

TRACKING ID

DWG NO 40-08.08A.2.a v002

NOT TO SCALE

DETAIL 2

APPLICABLE TO:
1. APPLICATION: 40-08.09A.1 HARDSCAPE HDPE VAULT PLACEMENT
2. APPLICATION: 40-08.09A.3 HARDSCAPE POLYMER CONCRETE VAULT PLACEMENT

1. SUBGRADE SOIL PER 40-08.02C.2.c.i
2. ROCK BEDDING PER 40-08.02C.2.c.ii
3. BACKFILL PER 40-08.02C.4.d.i.3

INSTALL COLLAR IF EXISTING CONCRETE IS COMPROMISED PER 40-08.02C.4.d.iv

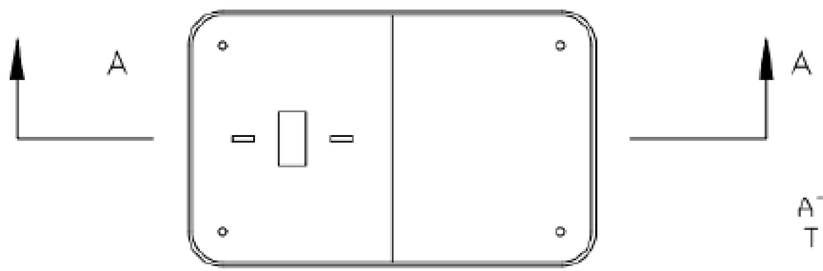

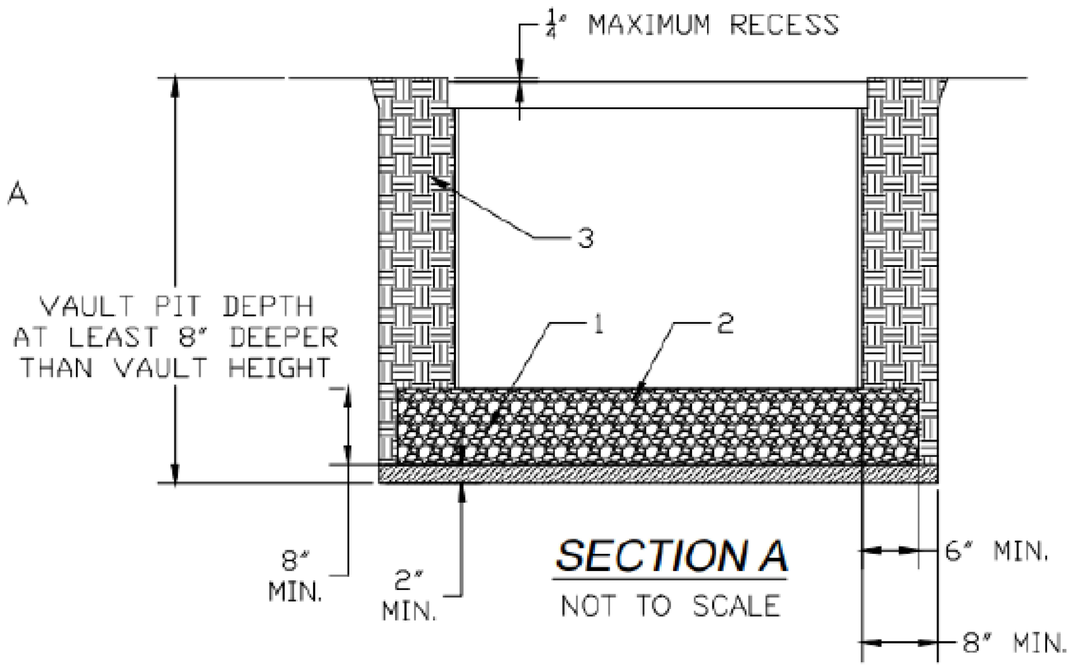

SECTION A
NOT TO SCALE

SIDE ENTRY OF CABLE / CONDUIT DEFINED IN 40-08.02E.1
ENTRY THROUGH SUBBASE OF CABLE / CONDUIT DEFINED IN 40-08.02E.4

GOOGLE FIBER	
NAME: TIER 22 HARDSCAPE VAULT PLACEMENT	
TRACKING ID	DWG NO: 40-08.08A.1.b v.002
NOT TO SCALE	

Detail 3

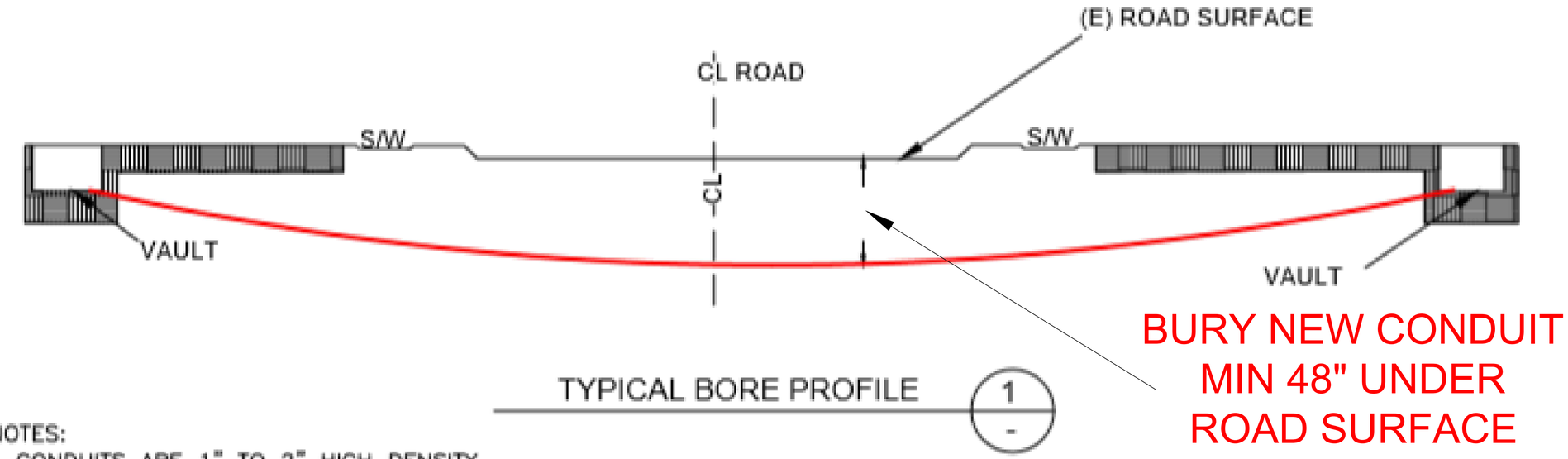

TYPICAL BORE PROFILE 1 -

NOTES:

1. CONDUITS ARE 1" TO 2" HIGH DENSITY POLY-ETHYLENE (HDPE).
2. THE FOC WILL VARY IN CONDUIT AND WILL BE ACCOMPANIED BY A 18GA TRACER, OR ARMORED CABLE WILL BE USED.
3. PLACE CONDUIT AND PULL BOXES WITHIN 5' OF THE BACK OF CURB TO RESERVE SPACE FOR FUTURE SIDEWALK CONSTRUCTION. IF SIDEWALK IS PRESENT, PLACE CONDUIT AND PULL BOXES BETWEEN BACK OF CURB AND SIDEWALK.
4. IF NO CURB, GUTTER OR SIDEWALKS ARE PRESENT, CONDUITS AND VAULTS WILL BE PLACED AT LEAST 36" FROM THE EDGE OF PAVEMENT UNLESS SUCH PLACEMENT WOULD EITHER BE OUTSIDE OF THE ROW OR WOULD CONFLICT WITH EXISTING UTILITY MINIMUM OFFSET REQUIREMENTS.
5. ACTUAL BORE PIT SIZE TO BE DETERMINED BY CONTRACTOR.

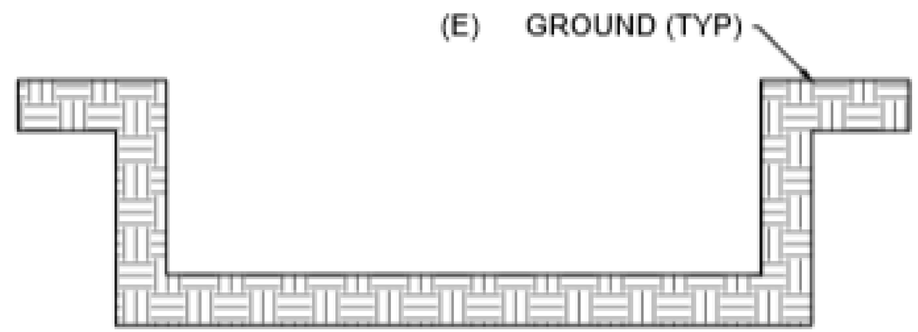

ELEVATION

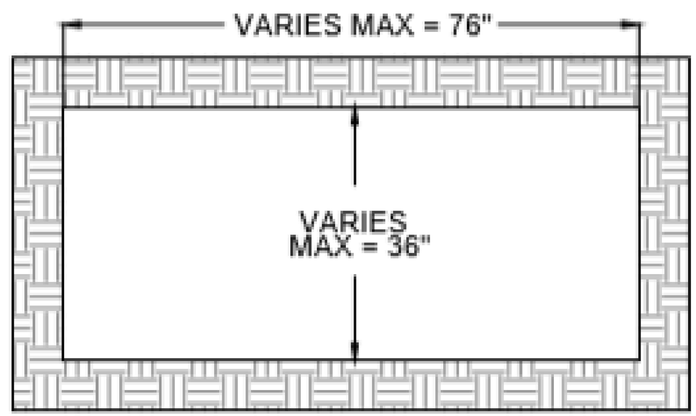

BORE PIT DETAIL 2 -
NTS

GOOGLE FIBER

NAME

TYPICAL BORE PROFILE

DWG NO

NOT TO SCALE

Figure 6H-17. Mobile Operations on a Two-Lane Road (TA-17)

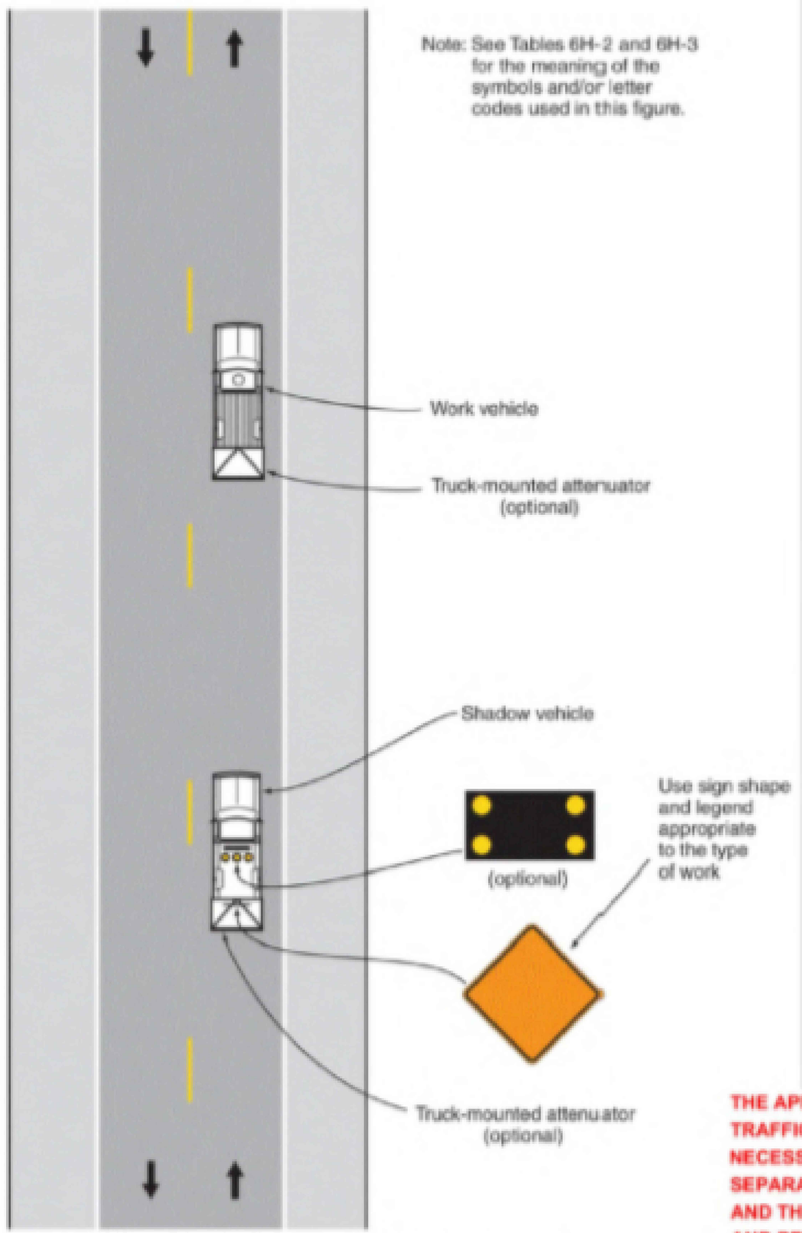

Typical Application 17

OR

Figure 6H-18. Lane Closure on a Minor Street (TA-18)

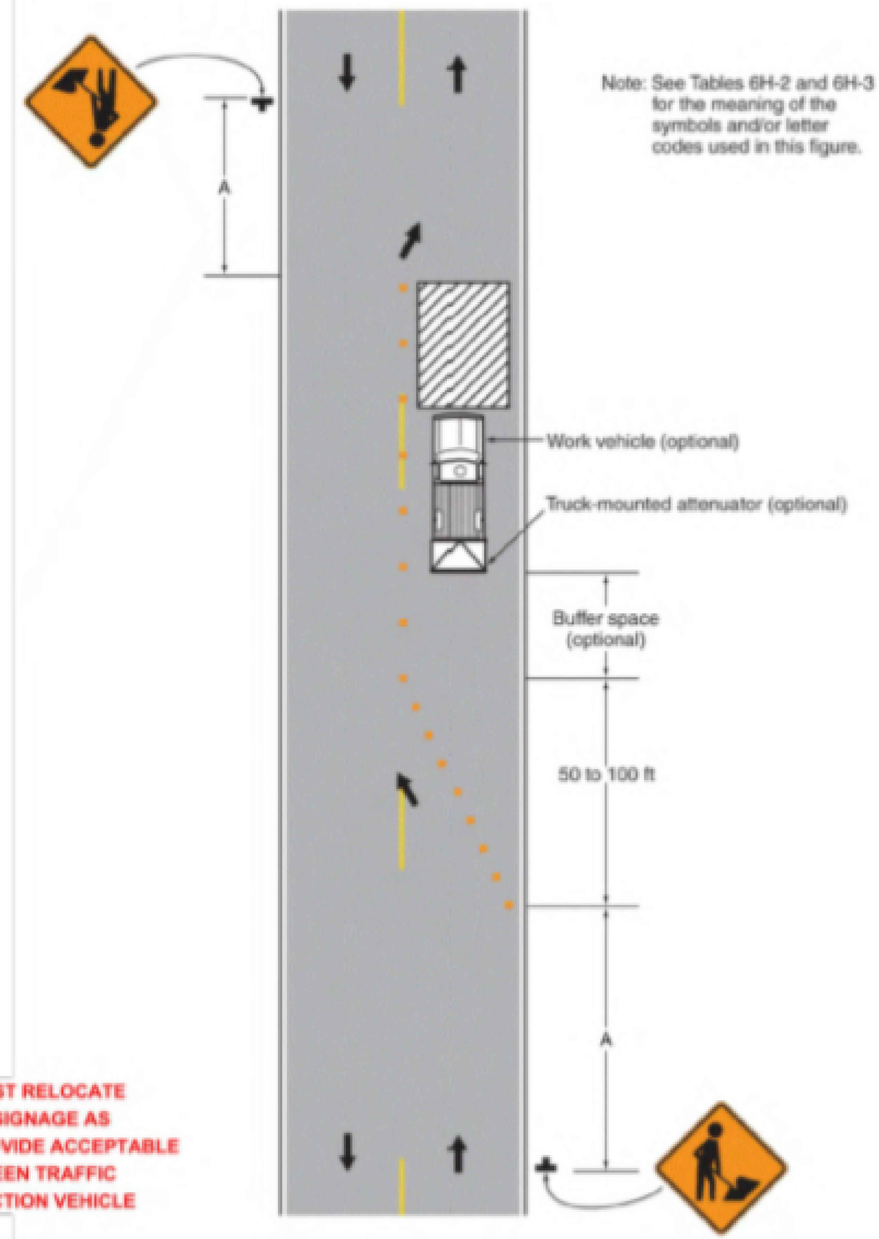

Typical Application 18

THE APPLICANT MUST RELOCATE TRAFFIC CONTROL SIGNAGE AS NECESSARY TO PROVIDE ACCEPTABLE SEPARATION BETWEEN TRAFFIC AND THE CONSTRUCTION VEHICLE AND PERSONNEL

TRAFFIC CONTROL SHALL BE PER TA-17 OR TA-18

TRAFFIC CONTROL TYPICAL DETAIL REV.1 6.23.2017

Google Fiber