

APPENDIX B

Detailed Crash Analysis

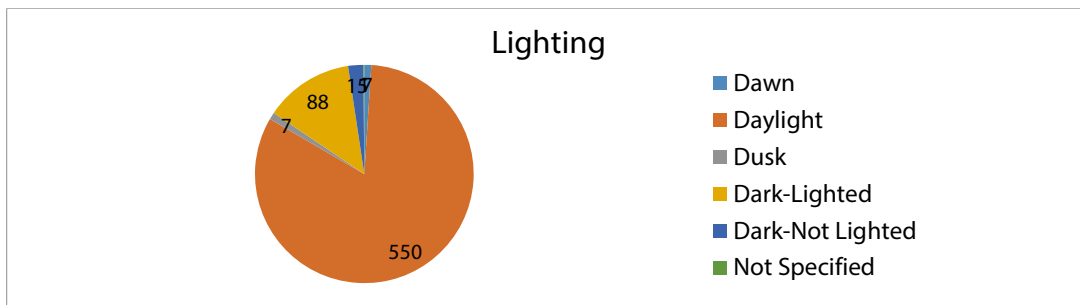
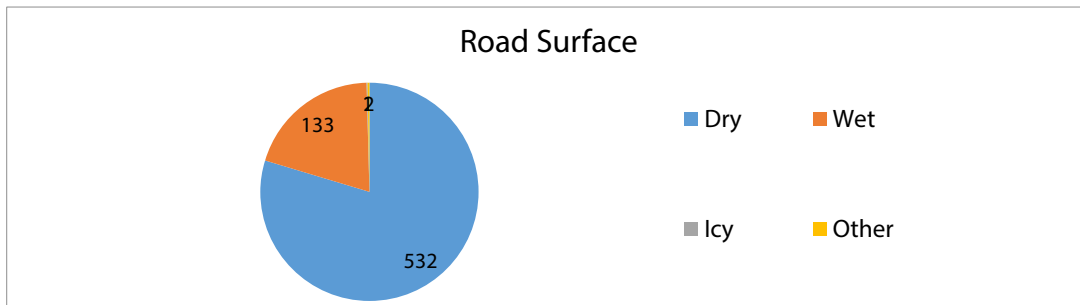
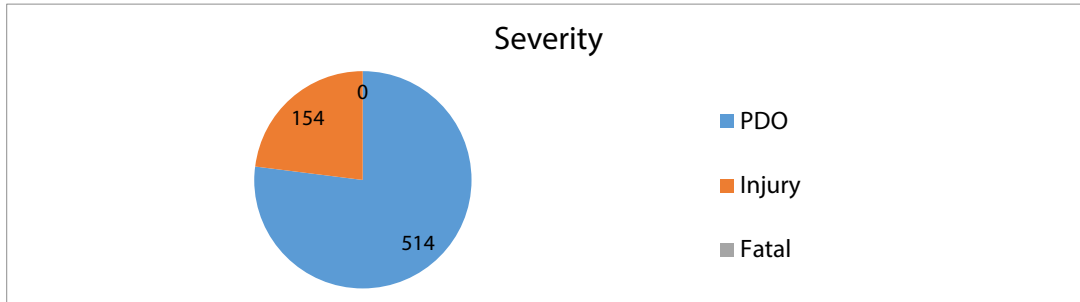
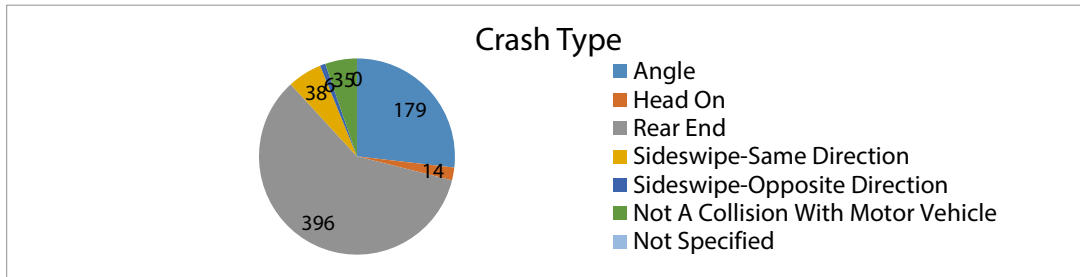
Crash Analysis -- Ashford Dunwoody Rd, DeKalb County -- Years 2011 to 2015

Year	Crash Type							Total Crashes
	Angle	Head On	Rear End	Sideswipe-Same Direction	Sideswipe-Opposite Direction	Not A Collision With Motor Vehicle	Not Specified	
2011	7	2	23	1	0	5	0	38
2012	27	2	59	4	0	8	0	100
2013	50	5	101	10	2	8	0	176
2014	44	2	95	10	3	7	0	161
2015	51	3	118	13	1	7	0	193
Total	179	14	396	38	6	35	0	668
	27%	2%	59%	6%	1%	5%	0%	

Year	Severity			Total Crashes
	PDO	Injury	Fatal	
2011	30	8	0	38
2012	79	21	0	100
2013	133	43	0	176
2014	120	41	0	161
2015	152	41	0	193
Total	514	154	0	668
	77%	23%	0%	

Year	Road Surface				Total Crashes
	Dry	Wet	Icy	Other	
2011	30	7	1	0	38
2012	82	17	0	1	100
2013	132	43	0	1	176
2014	131	30	0	0	161
2015	157	36	0	0	193
Total	532	133	1	2	668
	80%	20%	0%	0%	

Year	Lighting						Total Crashes
	Dawn	Daylight	Dusk	Dark-Lighted	Dark-Not Lighted	Not Specified	
2011	0	31	0	5	2	0	38
2012	0	83	2	11	3	1	100
2013	3	145	1	25	2	0	176
2014	4	124	3	27	3	0	161
2015	0	167	1	20	5	0	193
Total	7	550	7	88	15	1	668
	1%	82%	1%	13%	2%	0%	



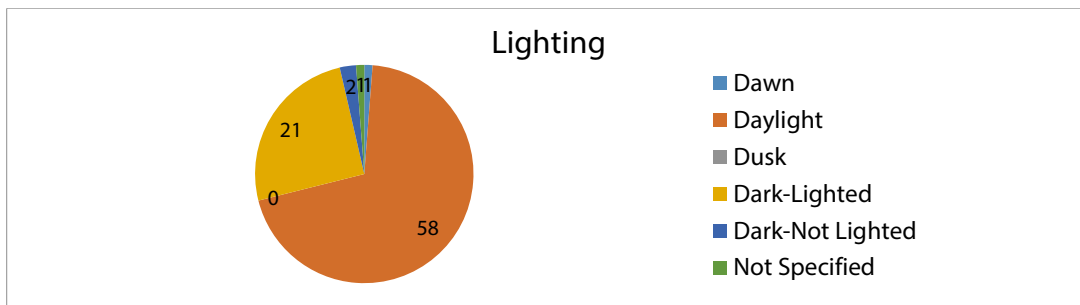
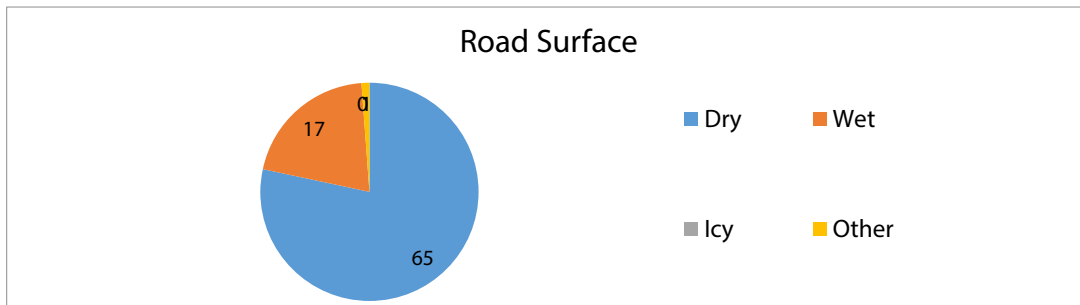
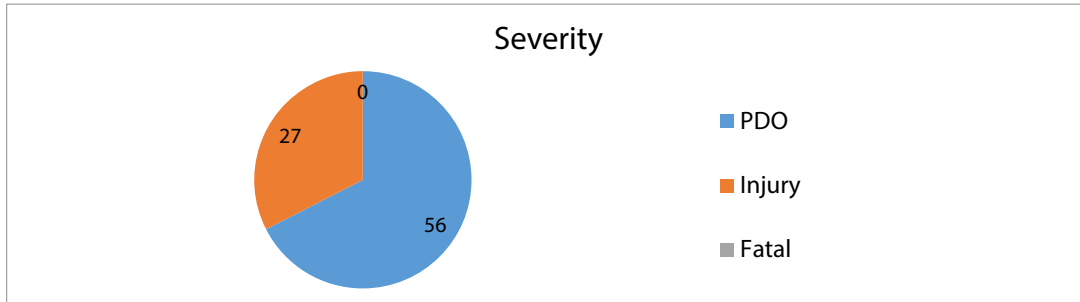
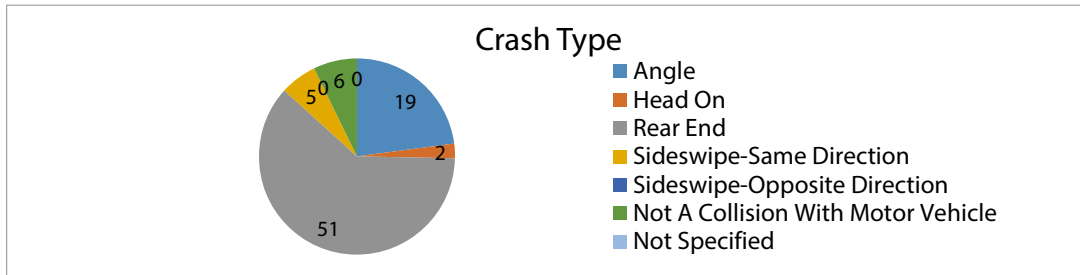
Crash Analysis -- Ashford Dunwoody Rd @ Peachtree Rd, DeKalb County -- Years 2011 to 2015

Year	Crash Type							Total Crashes
	Angle	Head On	Rear End	Sideswipe-Same Direction	Sideswipe-Opposite Direction	Not A Collision With Motor Vehicle	Not Specified	
2011	0	1	2	0	0	1	0	4
2012	2	1	3	2	0	2	0	10
2013	4	0	13	1	0	1	0	19
2014	10	0	18	0	0	1	0	29
2015	3	0	15	2	0	1	0	21
Total	19	2	51	5	0	6	0	83
	23%	2%	61%	6%	0%	7%	0%	

Year	Severity			Total Crashes
	PDO	Injury	Fatal	
2011	3	1	0	4
2012	8	2	0	10
2013	12	7	0	19
2014	18	11	0	29
2015	15	6	0	21
Total	56	27	0	83
	67%	33%	0%	

Year	Road Surface				Total Crashes
	Dry	Wet	Icy	Other	
2011	2	2	0	0	4
2012	8	1	0	1	10
2013	14	5	0	0	19
2014	24	5	0	0	29
2015	17	4	0	0	21
Total	65	17	0	1	83
	78%	20%	0%	1%	

Year	Lighting						Total Crashes
	Dawn	Daylight	Dusk	Dark-Lighted	Dark-Not Lighted	Not Specified	
2011	0	2	0	2	0	0	4
2012	0	8	0	1	0	1	10
2013	1	13	0	5	0	0	19
2014	0	20	0	8	1	0	29
2015	0	15	0	5	1	0	21
Total	1	58	0	21	2	1	83
	1%	70%	0%	25%	2%	1%	



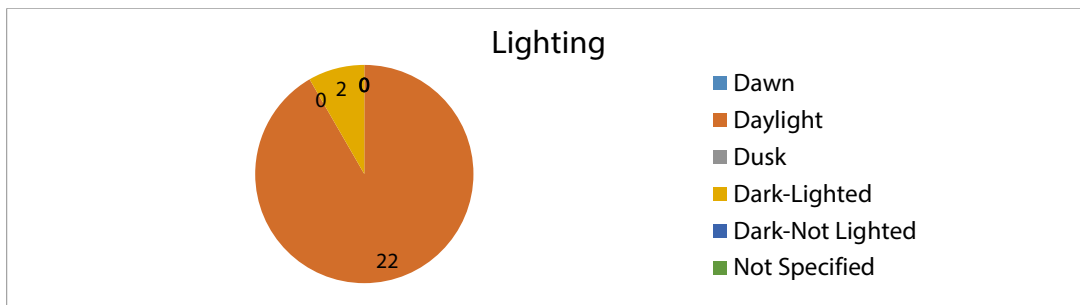
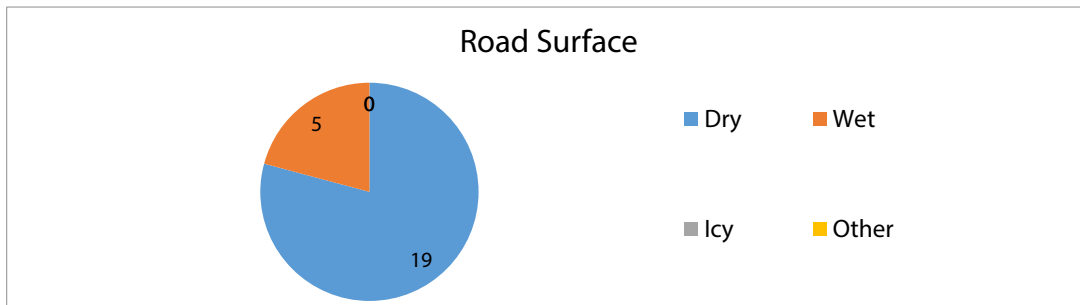
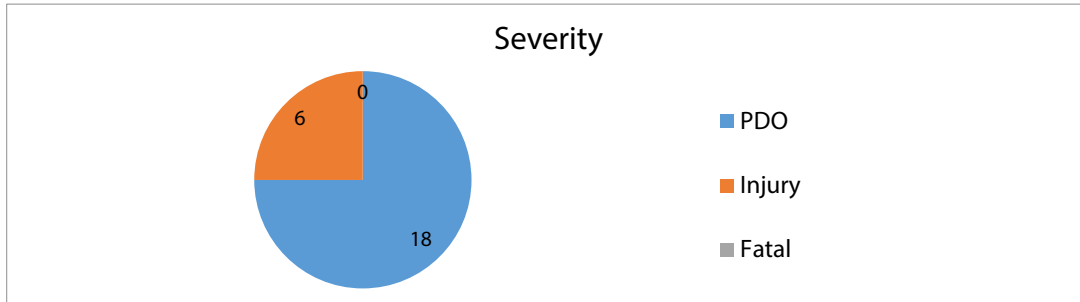
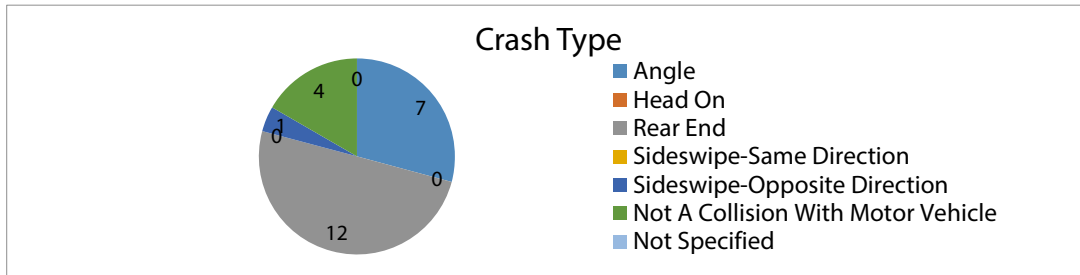
Crash Analysis -- Ashford Dunwoody Rd @ Windsor Pkwy, DeKalb County -- Years 2011 to 2015

Year	Crash Type							Total Crashes
	Angle	Head On	Rear End	Sideswipe-Same Direction	Sideswipe-Opposite Direction	Not A Collision With Motor Vehicle	Not Specified	
2011	0	0	1	0	0	2	0	3
2012	2	0	2	0	0	2	0	6
2013	2	0	2	0	0	0	0	4
2014	1	0	3	0	1	0	0	5
2015	2	0	4	0	0	0	0	6
Total	7	0	12	0	1	4	0	24
	29%	0%	50%	0%	4%	17%	0%	

Year	Severity			Total Crashes
	PDO	Injury	Fatal	
2011	3	0	0	3
2012	4	2	0	6
2013	3	1	0	4
2014	4	1	0	5
2015	4	2	0	6
Total	18	6	0	24
	75%	25%	0%	

Year	Road Surface				Total Crashes
	Dry	Wet	Icy	Other	
2011	2	1	0	0	3
2012	6	0	0	0	6
2013	3	1	0	0	4
2014	3	2	0	0	5
2015	5	1	0	0	6
Total	19	5	0	0	24
	79%	21%	0%	0%	

Year	Lighting						Total Crashes
	Dawn	Daylight	Dusk	Dark-Lighted	Dark-Not Lighted	Not Specified	
2011	0	3	0	0	0	0	3
2012	0	6	0	0	0	0	6
2013	0	4	0	0	0	0	4
2014	0	3	0	2	0	0	5
2015	0	6	0	0	0	0	6
Total	0	22	0	2	0	0	24
	0%	92%	0%	8%	0%	0%	



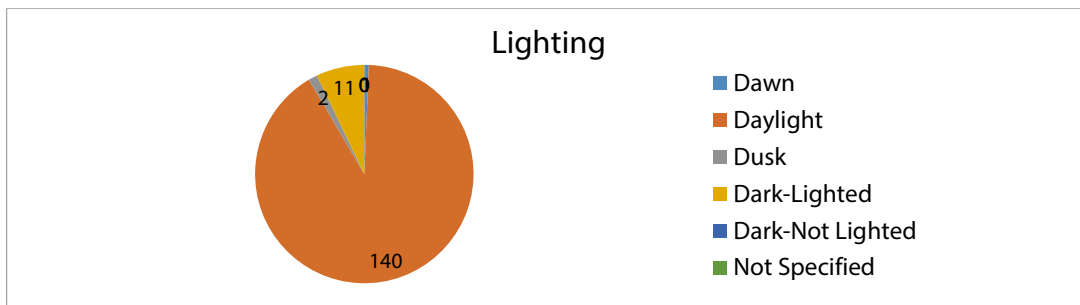
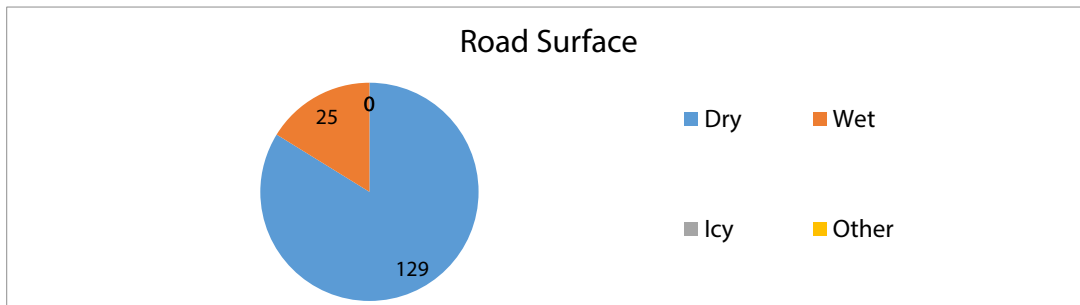
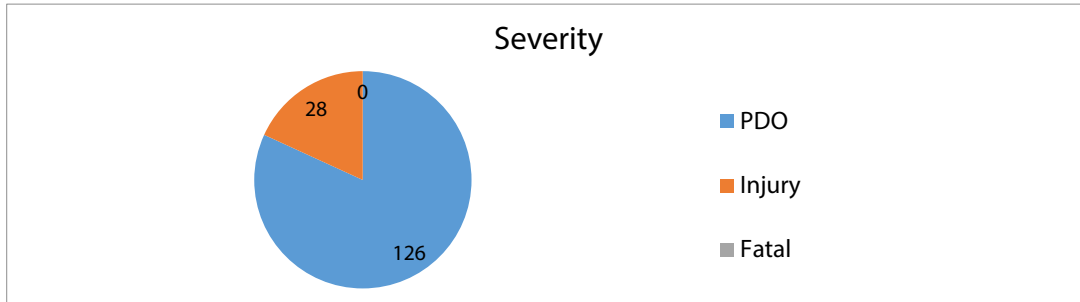
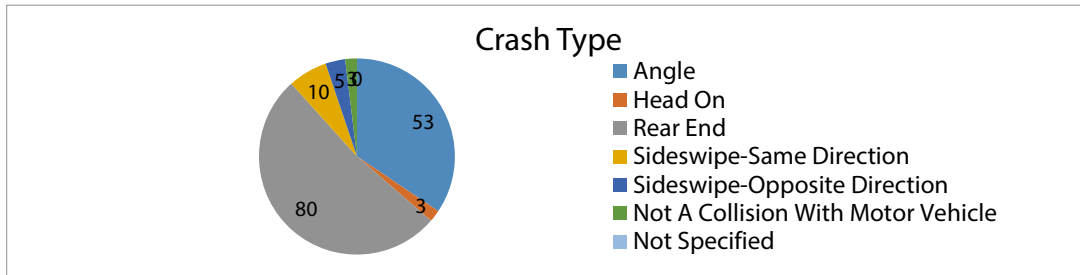
Crash Analysis -- Ashford Dunwoody Rd @ Johnon Ferry Rd, DeKalb County -- Years 2011 to 2015

Year	Crash Type							Total Crashes
	Angle	Head On	Rear End	Sideswipe-Same Direction	Sideswipe-Opposite Direction	Not A Collision With Motor Vehicle	Not Specified	
2011	5	0	6	0	0	1	0	12
2012	10	0	8	1	0	0	0	19
2013	14	0	19	4	2	2	0	41
2014	6	0	22	1	2	0	0	31
2015	18	3	25	4	1	0	0	51
Total	53	3	80	10	5	3	0	154
	34%	2%	52%	6%	3%	2%	0%	

Year	Severity			Total Crashes
	PDO	Injury	Fatal	
2011	7	5	0	12
2012	18	1	0	19
2013	32	9	0	41
2014	25	6	0	31
2015	44	7	0	51
Total	126	28	0	154
	82%	18%	0%	

Year	Road Surface				Total Crashes
	Dry	Wet	Icy	Other	
2011	12	0	0	0	12
2012	15	4	0	0	19
2013	36	5	0	0	41
2014	25	6	0	0	31
2015	41	10	0	0	51
Total	129	25	0	0	154
	84%	16%	0%	0%	

Year	Lighting						Total Crashes
	Dawn	Daylight	Dusk	Dark-Lighted	Dark-Not Lighted	Not Specified	
2011	0	12	0	0	0	0	12
2012	0	16	1	2	0	0	19
2013	1	38	0	2	0	0	41
2014	0	28	1	2	0	0	31
2015	0	46	0	5	0	0	51
Total	1	140	2	11	0	0	154
	1%	91%	1%	7%	0%	0%	



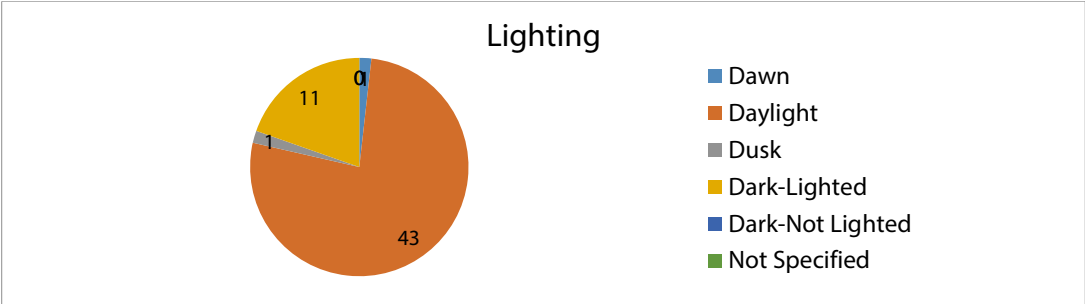
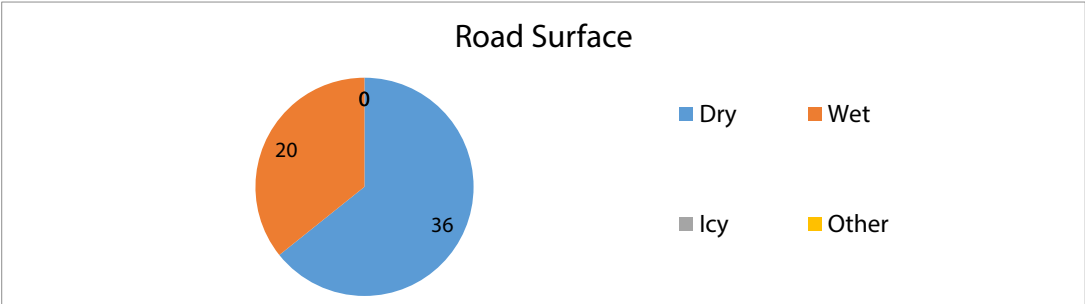
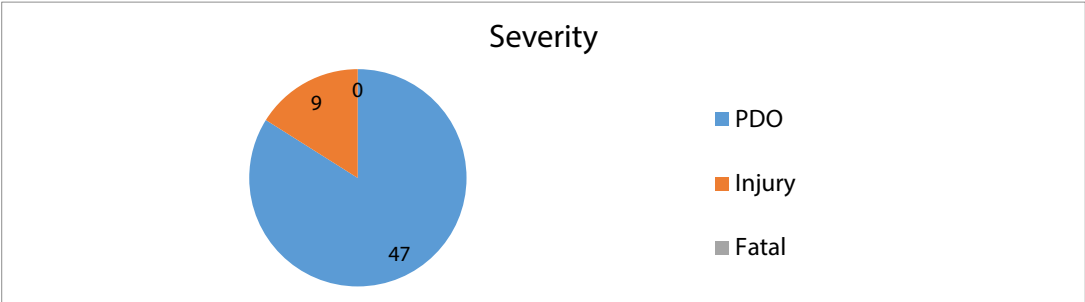
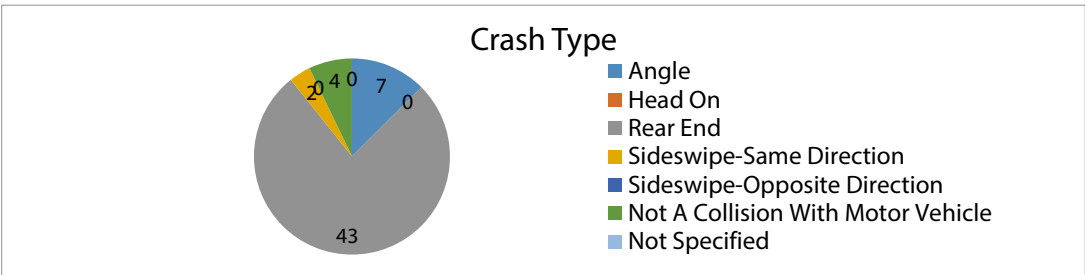
Crash Analysis -- Ashford Dunwoody Rd @ Harts Mill Rd, DeKalb County -- Years 2011 to 2015

Year	Crash Type							Total Crashes
	Angle	Head On	Rear End	Sideswipe-Same Direction	Sideswipe-Opposite Direction	Not A Collision With Motor Vehicle	Not Specified	
2011	1	0	3	0	0	0	0	4
2012	1	0	9	0	0	0	0	10
2013	2	0	15	1	0	2	0	20
2014	2	0	10	1	0	1	0	14
2015	1	0	6	0	0	1	0	8
Total	7	0	43	2	0	4	0	56
	13%	0%	77%	4%	0%	7%	0%	

Year	Severity			Total Crashes
	PDO	Injury	Fatal	
2011	4	0	0	4
2012	8	2	0	10
2013	16	4	0	20
2014	11	3	0	14
2015	8	0	0	8
Total	47	9	0	56
	84%	16%	0%	

Year	Road Surface				Total Crashes
	Dry	Wet	Icy	Other	
2011	3	1	0	0	4
2012	6	4	0	0	10
2013	10	10	0	0	20
2014	12	2	0	0	14
2015	5	3	0	0	8
Total	36	20	0	0	56
	64%	36%	0%	0%	

Year	Lighting						Total Crashes
	Dawn	Daylight	Dusk	Dark-Lighted	Dark-Not Lighted	Not Specified	
2011	0	4	0	0	0	0	4
2012	0	7	1	2	0	0	10
2013	0	14	0	6	0	0	20
2014	1	12	0	1	0	0	14
2015	0	6	0	2	0	0	8
Total	1	43	1	11	0	0	56
	2%	77%	2%	20%	0%	0%	



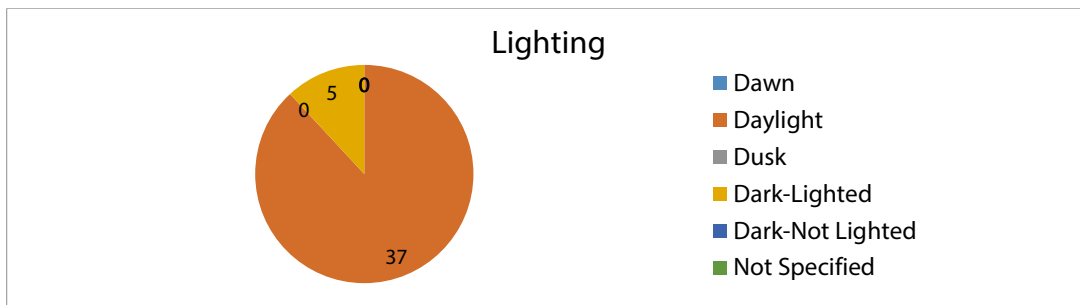
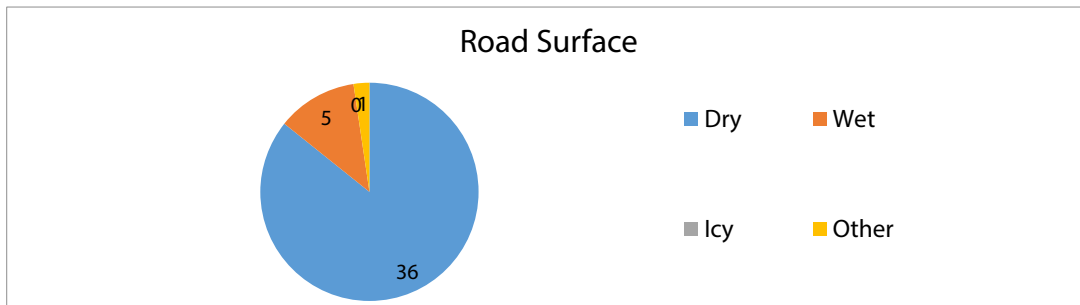
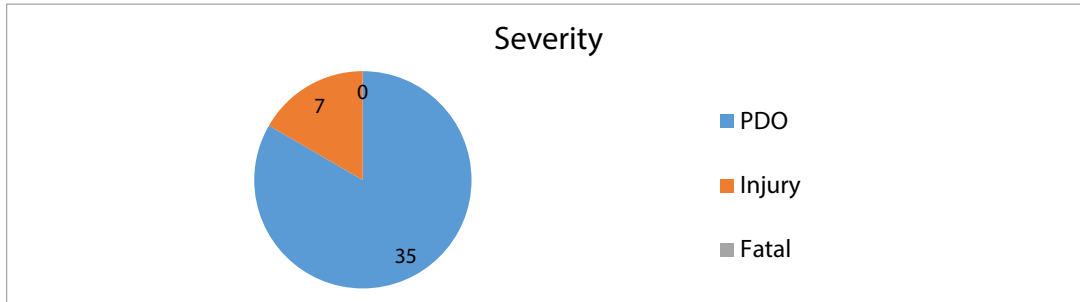
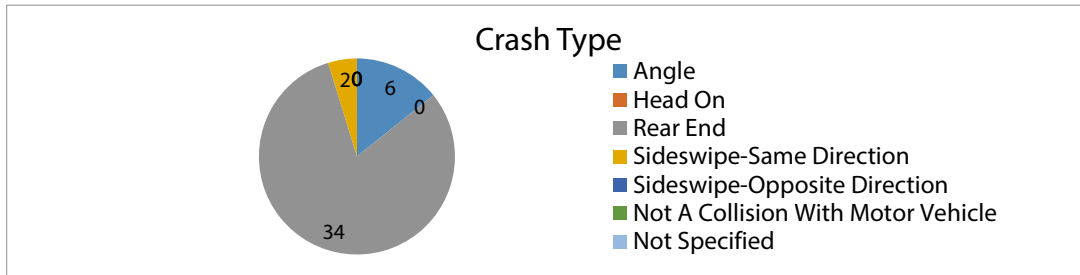
Crash Analysis -- Ashford Dunwoody Rd @ West Nancy Creek Dr, DeKalb County -- Years 2011 to 2015

Year	Crash Type							Total Crashes
	Angle	Head On	Rear End	Sideswipe-Same Direction	Sideswipe-Opposite Direction	Not A Collision With Motor Vehicle	Not Specified	
2011	0	0	3	0	0	0	0	3
2012	1	0	6	0	0	0	0	7
2013	2	0	11	0	0	0	0	13
2014	1	0	4	1	0	0	0	6
2015	2	0	10	1	0	0	0	13
Total	6	0	34	2	0	0	0	42
	14%	0%	81%	5%	0%	0%	0%	

Year	Severity			Total Crashes
	PDO	Injury	Fatal	
2011	3	0	0	3
2012	6	1	0	7
2013	11	2	0	13
2014	6	0	0	6
2015	9	4	0	13
Total	35	7	0	42
	83%	17%	0%	

Year	Road Surface				Total Crashes
	Dry	Wet	Icy	Other	
2011	3	0	0	0	3
2012	7	0	0	0	7
2013	10	2	0	1	13
2014	6	0	0	0	6
2015	10	3	0	0	13
Total	36	5	0	1	42
	86%	12%	0%	2%	

Year	Lighting						Total Crashes
	Dawn	Daylight	Dusk	Dark-Lighted	Dark-Not Lighted	Not Specified	
2011	0	3	0	0	0	0	3
2012	0	6	0	1	0	0	7
2013	0	13	0	0	0	0	13
2014	0	4	0	2	0	0	6
2015	0	11	0	2	0	0	13
Total	0	37	0	5	0	0	42
	0%	88%	0%	12%	0%	0%	



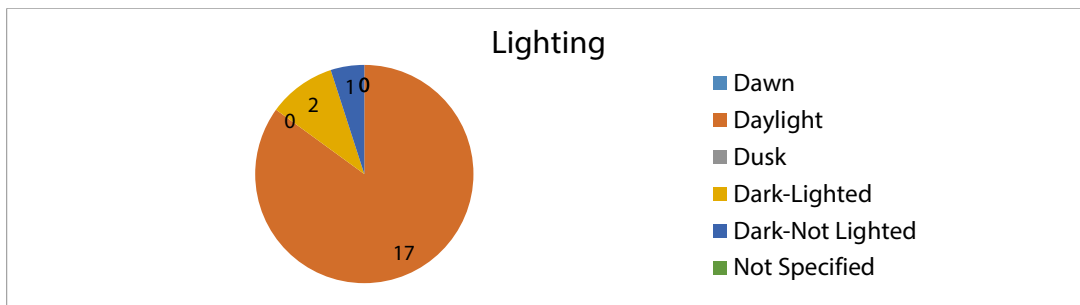
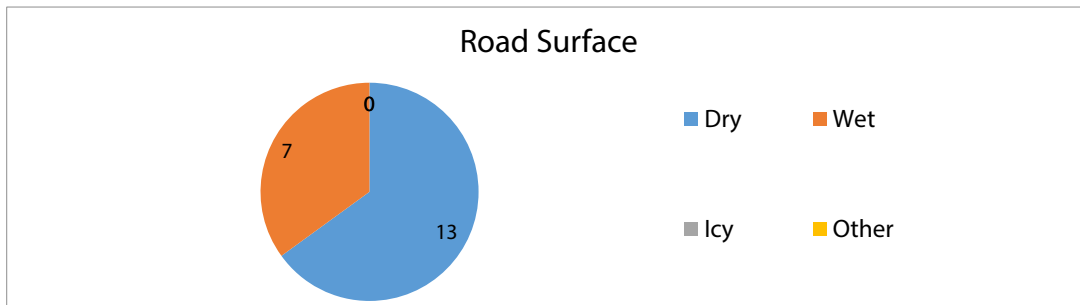
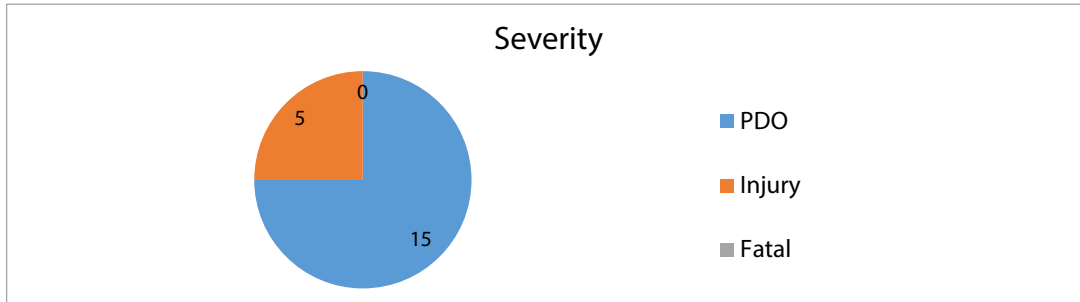
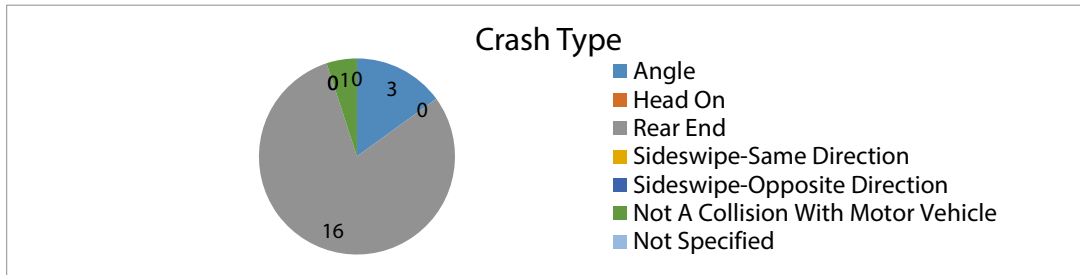
Crash Analysis -- Ashford Dunwoody Rd @ Chaucer Ln, DeKalb County -- Years 2011 to 2015

Year	Crash Type							Total Crashes
	Angle	Head On	Rear End	Sideswipe-Same Direction	Sideswipe-Opposite Direction	Not A Collision With Motor Vehicle	Not Specified	
2011	1	0	3	0	0	0	0	4
2012	0	0	4	0	0	0	0	4
2013	0	0	3	0	0	0	0	3
2014	0	0	1	0	0	0	0	1
2015	2	0	5	0	0	1	0	8
Total	3	0	16	0	0	1	0	20
	15%	0%	80%	0%	0%	5%	0%	

Year	Severity			Total Crashes
	PDO	Injury	Fatal	
2011	3	1	0	4
2012	2	2	0	4
2013	3	0	0	3
2014	1	0	0	1
2015	6	2	0	8
Total	15	5	0	20
	75%	25%	0%	

Year	Road Surface				Total Crashes
	Dry	Wet	Icy	Other	
2011	4	0	0	0	4
2012	3	1	0	0	4
2013	0	3	0	0	3
2014	1	0	0	0	1
2015	5	3	0	0	8
Total	13	7	0	0	20
	65%	35%	0%	0%	

Year	Lighting						Total Crashes
	Dawn	Daylight	Dusk	Dark-Lighted	Dark-Not Lighted	Not Specified	
2011	0	4	0	0	0	0	4
2012	0	4	0	0	0	0	4
2013	0	2	0	1	0	0	3
2014	0	1	0	0	0	0	1
2015	0	6	0	1	1	0	8
Total	0	17	0	2	1	0	20
	0%	85%	0%	10%	5%	0%	



Crash Analysis -- Ashford Dunwoody Rd @ Perimeter Summit Pkwy, DeKalb County -- Years 2011 to 2015

Year	Crash Type							Total Crashes
	Angle	Head On	Rear End	Sideswipe-Same Direction	Sideswipe-Opposite Direction	Not A Collision With Motor Vehicle	Not Specified	
2011	0	0	1	1	0	0	0	2
2012	0	0	6	1	0	0	0	7
2013	2	0	3	1	0	1	0	7
2014	2	0	9	1	0	2	0	14
2015	3	0	7	0	0	0	0	10
Total	7	0	26	4	0	3	0	40
	18%	0%	65%	10%	0%	8%	0%	

Year	Severity			Total Crashes
	PDO	Injury	Fatal	
2011	2	0	0	2
2012	5	2	0	7
2013	7	0	0	7
2014	11	3	0	14
2015	7	3	0	10
Total	32	8	0	40
	80%	20%	0%	

Year	Road Surface				Total Crashes
	Dry	Wet	Icy	Other	
2011	1	1	0	0	2
2012	6	1	0	0	7
2013	6	1	0	0	7
2014	10	4	0	0	14
2015	9	1	0	0	10
Total	32	8	0	0	40
	80%	20%	0%	0%	

Year	Lighting						Total Crashes
	Dawn	Daylight	Dusk	Dark-Lighted	Dark-Not Lighted	Not Specified	
2011	0	1	0	1	0	0	2
2012	0	7	0	0	0	0	7
2013	0	4	0	3	0	0	7
2014	1	9	0	4	0	0	14
2015	0	10	0	0	0	0	10
Total	1	31	0	8	0	0	40
	3%	78%	0%	20%	0%	0%	

