




City of Brookhaven, GA Streetscape Design

BROOKHAVEN, GA | AUGUST 28, 2018

UPDATED MAY 15, 2023

HOUSER WALKER ARCHITECTURE



Lighting – Fixture

Flexibility and Versatility

Appealing Form

The Generation Series LED luminaire is designed to offer a multitude of both traditional and contemporary forms to meet varying market needs. Combining three distinct bases, four unique cage assemblies and a variety of tops and finials, over 100 different styles can be created to complement virtually any application.

Light Fixture Option:

Manufacturer: Eaton

Model #: ARC-080-E-U-(TBD)-3-7-3-GM

Top Type: Architectural

Finial Type: Architectural

Cage Type: Architectural

Base Type: Architectural

Globe Type: Acrylic

Color: Graphite Metallic (GM) or Black (BK)



Architectural



Architectural
(Spun Top / Top Access)



Architectural



Architectural



Refractive Globe (Type III or V)
Acrylic or Polycarbonate

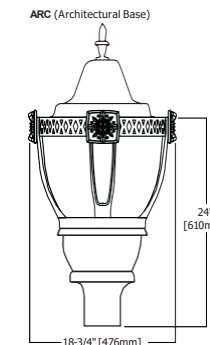
Ordering Information

Sample Number: ACN-080-LED-E-U-33-1-7-3-BK

Product Family	LED Series	Driver	Voltage	Refractor Type	Cage Type ¹	Top Type	Finial Type	Color
ACN=Acorn Base ARC=Architectural Base CLB=Classical Base	080=080 Series	E=Non-Dimming D=Dimming	U=Universal (120-277V)	33=Type III 55=Type V	Classical 1=Classical A=Classical Sun Gold B=Classical Antique Gold C=Classical Colonial Bronze Modern 2=Modern D=Modern Sun Gold E=Modern Antique Gold F=Modern Colonial Bronze Architectural 3=Architectural G=Architectural Sun Gold H=Architectural Antique Gold J=Architectural Colonial Bronze 6=Avenue ² X=None	1=Acorn 2=Modern 3=Victorian 4=Classical 5=Avenue (Top Access) ³ 6=Nostalgic (Top Access) 7=Architectural (Top Access)	1=Victorian 2=Modern 3=Architectural 4=Nostalgic X=None	AP=Gray BZ=Bronze BK=Black DP=Dark Platinum GN=Hartford Green GM=Graphite Metallic WH=White
Options (Add as Suffix)				Accessories (Order Separately)				
2L=Two Circuits SH=Street Side / House Side Switching A=Twistlock Globe B=Decorative Brass Banding ³ C=Copper Accents 4=Internal NEMA Photocontrol Receptacle U=UL/CSA Listed P=Polycarbonate Refractor				OA1222=10kV Surge Module GLK080EU=Generations LED Retrofit Light Engine Kit GLK080EU2L=Generations LED Retrofit Light Engine Kit wired for Two Circuit Dimming GLK080EUSH=Generations LED Retrofit Light Engine Kit wired for Street Side / House Side Dimming				

NOTES: 1 Cage type painted to match base. 2 Avenue cage only available with Avenue Top and Architectural base. 3 Available with Acorn and Victorian tops only.

Dimensions



Final Order #: ARC- 080-E-U-(TBD)-3-7-3-GM

Lighting - Base

Light Base/Pole Option:

Manufacturer: Hapco

Model - Pole: York Series Light Pole

Model #- Pole: B16570

Item # - Varies by height - see schedule to right.

Model #- Base: 356-T6

Color: Graphite Metallic (GM) or Black (BK) to match Fixture

2 1/2" Sch. 40 Pipe
Alloy 6063-T6 (2 7/8" O.D.)

1/2" x 6" Dia. Alum. Adapter Plate Alloy 6061-T6 (79371)

Notes:
1) This pole meets the requirements of AASHTO "Standard Specifications for Structural, Luminaires and Traffic Signals", 1994 and 2001 Editions per FHWA acceptance letter LS-64 which can be found at: "http://safety.fhwa.dot.gov/roadway_dept/road_hardware/breakaway/pdf/l64.pdf"
2) Hardware Shall Be "Bagged" For Individual Assemblies.

Item No.	"A" Mounting Ht.	"B" Tube Length
16570-008	8'-0"	5'-6"
16570-010	10'-0"	7'-6"
16570-012	12'-0"	9'-6"
16570-014	14'-0"	11'-6"
16570-016	16'-0"	13'-6"
16570-018	18'-0"	15'-6"
16570-020	20'-0"	17'-6"

5" Dia. Fluted Extruded Alum. Tube
.125" Wall Alloy 6063-T6

Decorative Cast Alum. Pedestal Base Assembly Alloy 356-T6 With Door And Stainless Steel Screws

2'-6"

17" Dia.

12" Dia. Bolt Circle

3 1/2" Thread

17"

2"

3"

(4) 3/4"-10NC Galv. Stl. Anchor Bolts, AASHTO M314-90 Grade 55, 10" Of Threaded End Galv. Per ASTM A153.
(4) 3/4"-10NC Galv. Stl. Hex. Nuts
(4) 3/4" Galv. Stl. Lockwashers
(4) 3/4" Galv. Stl. Flatwashers

10" Dia.

45°

Door Side

12" Dia. Bolt Circle BREAKAWAY BOLT CIRCLE PATTERN

Ground Lug (85554) Welded Inside Opposite Door

Ref: 13421

WARNING: DO NOT INSTALL LIGHTING POLES WITHOUT LUMINAIRES

NO.	REVISIONS	DATE
1	Added Note 2 (PRS)	9/09
2	Added -008 (tnb)	12/11
3	Ground Lug Was 41740-002 (tnb)	1/12

hapco
Abingdon, Va.

TITLE YORK SERIES LIGHTING POLES
CUSTOMER Georgia Power
SCALE 16 DATE 03/31/2009
BY TNB DWG. NO.
CHK'D B16570


B16570

Granite Walls

Notes:

1. Granite shall be Georgia Blue Granite, similar to that found at the historic Stone Mountain Quarry. The stone should be a rough or rubble texture, approximately 4"-5" deep when utilized in a facing veneer application and sized as required if utilized in a structural application.
2. Walls should be installed with inconspicuous weeps and a full mortar net above the solid grout filled line. Designer to determine if flashing is required.
3. Stone pattern to approximate overall pattern at right, a random ashlar with tight fitting joints that are even across the wall, approximately 1/2", tooled to a "beaded" joint.
4. Mortar color to be finalized to match coloration of final stone by designer.
5. Mortar to be Type S unless recommended by Designer.

Scale to right shown in inches.



Guard Railing Systems

Manufacturer: Ameristar Fence® or similar

Style: Montage Plus® Majestic™ Ornamental Fence or similar

Material: Steel

Finish: Protected/Powder-Coated

Connectors hardware: Steel



Base insert: Stainless steel sleeve, backfilled with non-shrink grout

Inset depth to be 12" minimum.


Notes:

1. All steel to be shop welded and finished.
2. Finish assembly to be completed in field.

Color: Black



Post and Gate Detail



Panel Detail



Signage

Notes:


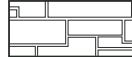

1. The same font family or families should be used across all official signage.
2. The font used by the City is Book Antiqua Bold. Sizing of typography to be determined by Designer based on the application.
3. Paints, when needed, should be as listed to the right. Paint type should be determined by Designer based on application, substrate, exposure, and weathering needs.
4. Additional materials for signage, when required, should conform to the Aluminum and Cast Stone as shown at the right.
5. All signage should be coordinated with the City.

EXTERIOR SIGNAGE NOTES AND FINISHES

PAINT SCHEDULE

	P1	AkzoNobel Dulux <i>Spider's Web - 90YY 73/040</i>
	P2	Matthews Paint <i>Obsidian - MP04836 LRV 6.5</i>

MATERIAL SCHEDULE

	M1	1/8" Thick Aluminum
	M2	Aztec Field Stone http://aztecstoneempire.com/products/elberton-granite-rubble
	M3	Continental Cast Stone - Smooth Face 1103 Whitestone http://www.continentalcaststone.com/colors/default.htm

ABCDEFGHIJKLMNOPQRSTUVWXYZ
abcdefghijklmnopqrstuvwxyz

TYPEFACE 1 - Book Antiqua Bold

2 Project Typefaces

Bench

Street Bench Base Option:


Manufacturer: Uline

Model: Courtyard Bench with Back

Model #: H-3018

Intermediate Arm: Available Length: 71"

Color: Black



Trash Receptacle

Trash Receptacle Base Option:

Manufacturer: Uline

Model: Plaza Trash Can – 32 Gallon

Model #: H-3022

Base Color: Black



Bike Rack

Bike Rack Base Option:


Manufacturer: Canterbury Designs

Model: Campus Bike Rack

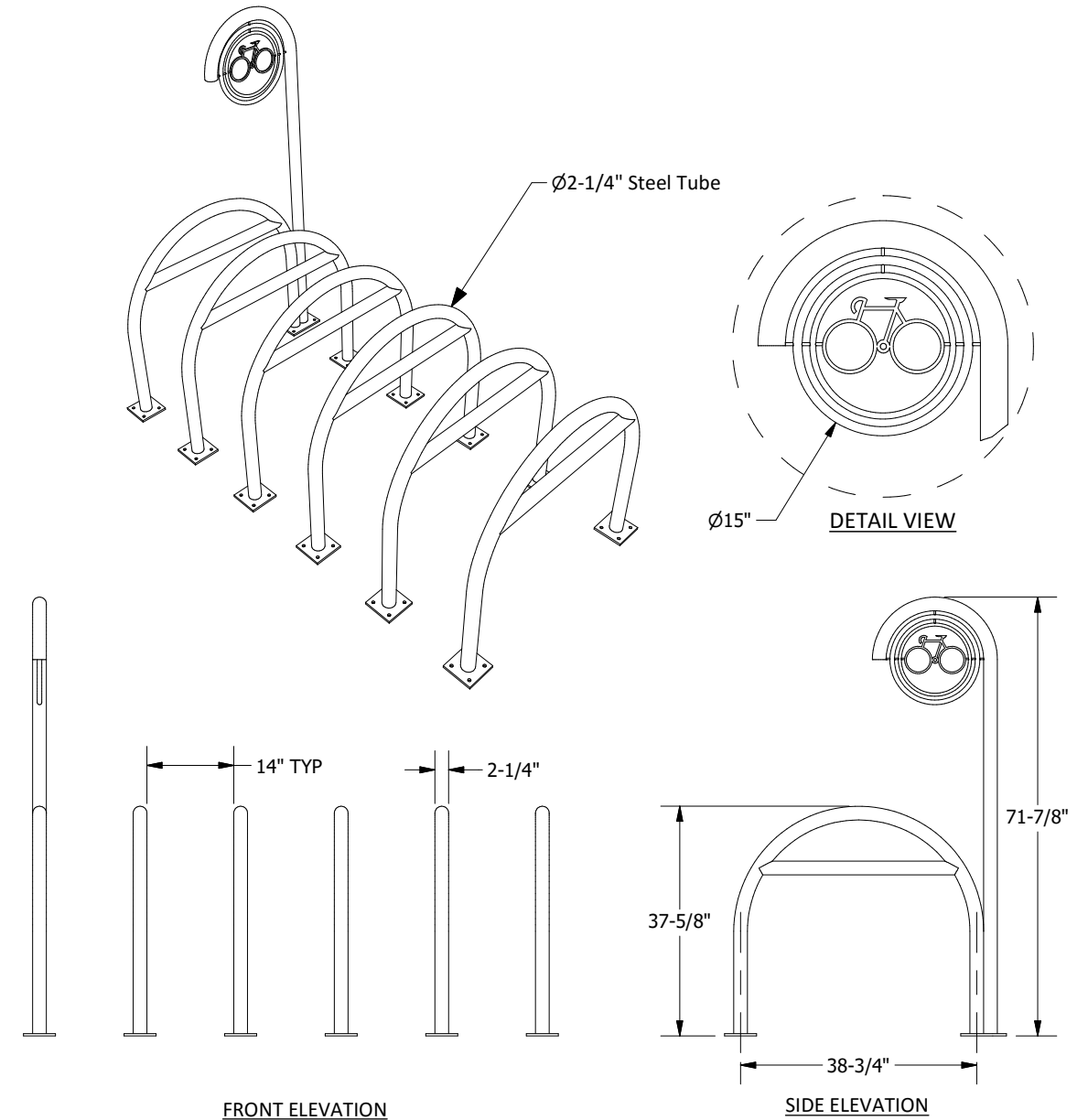
Model #: BRCP-72

Length: Varies - as needed by circumstances and site location. Configuration as shown is 72" in length.

Base Color: RAL 8019



Logo: Custom logo can be installed where the bike symbol is shown.



NOTES:

1. All metal components are sandblasted, cleaned, and finished with zinc epoxy primer and polyester powder coat.
2. All dimensions nominal.
3. Anchor bolts by others.

Planter

Planter Base Option:
Manufacturer: Uline
Model: Courtyard Planter
Model #: H-3020

Base Color: Black



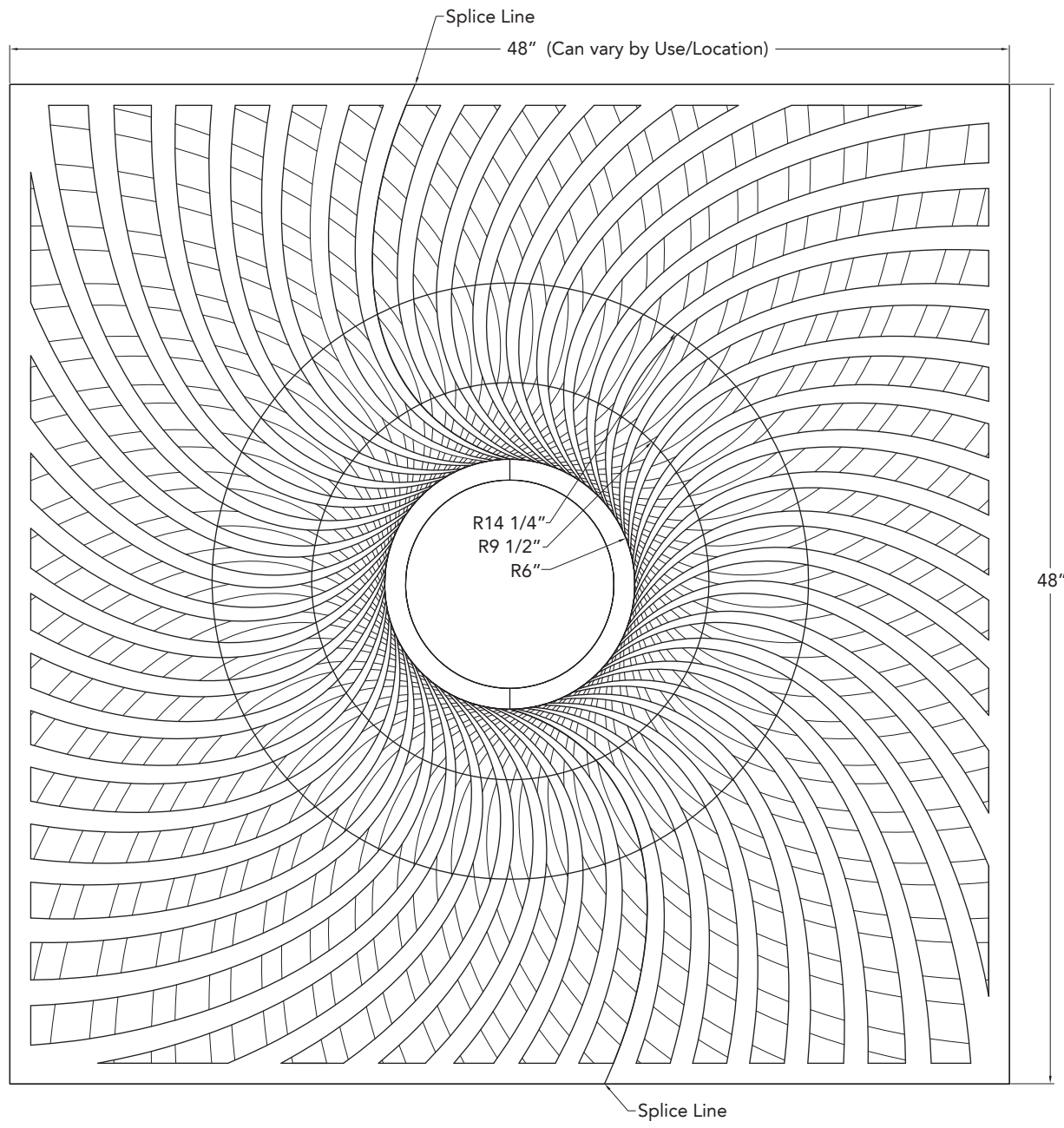
Tree Grate

Tree Grate 1:

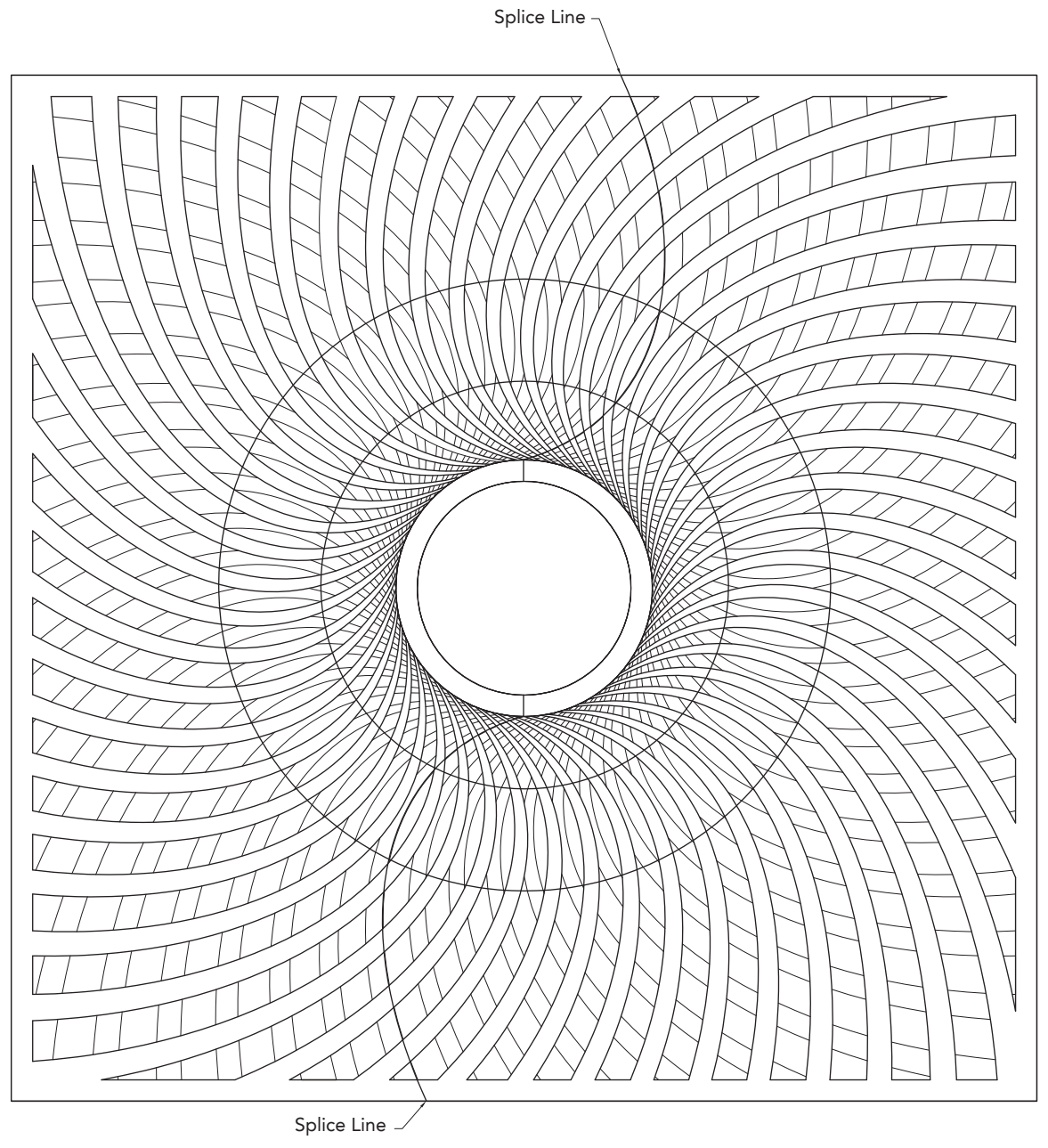
Manufacturer: Custom Design to match
Material: 1/2" plate steel, powdercoated
finish.

Base Color: RAL 6007





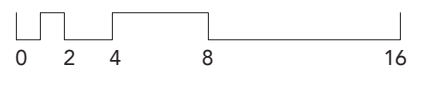
Top of Grate




Bottom of Grate

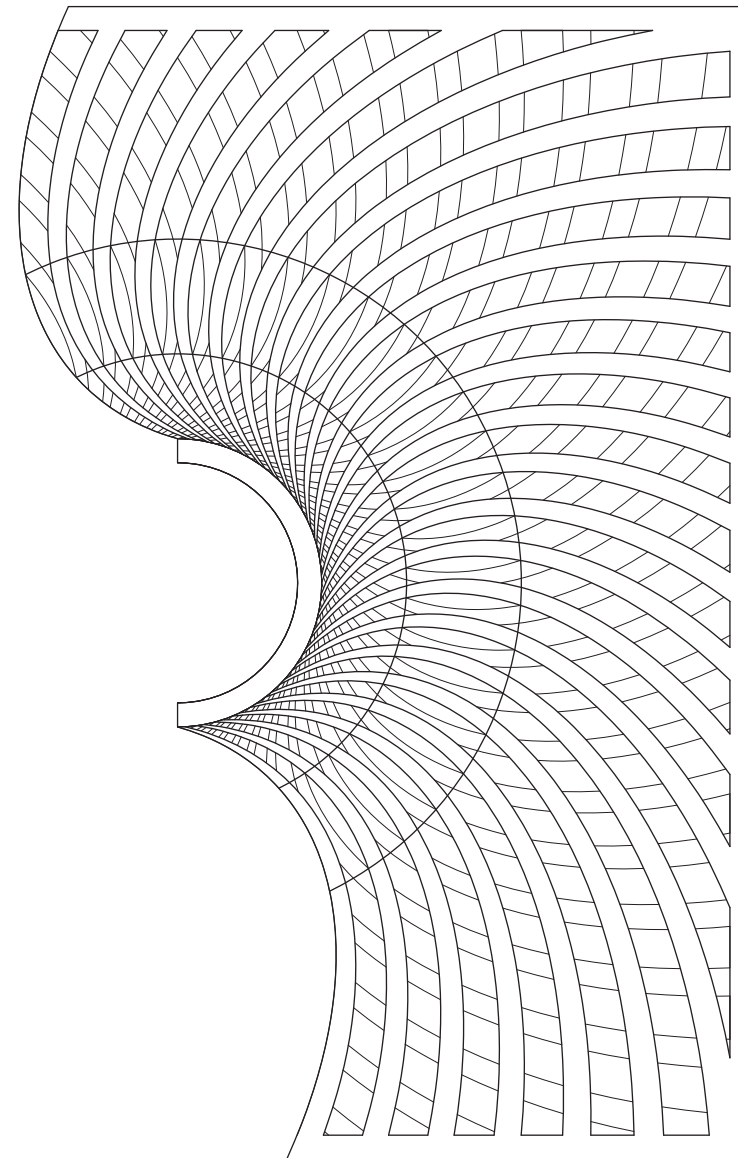
Grate to be milled from solid stock, 1/2" thick
 Powdercoated Finish
 Rings to be inset and removable

Tree Grate Plan





Part A



Part B

Tree Grate Split



Tree Grate Frame

Tree grate frame and well to be designed subject to the approval of the City Arborist. Please contact the Tree Canopy Preservation Division of the Community Development Department for more details.

**Tree Canopy Preservation Division
Community Development Department
4362 Peachtree Road
Brookhaven, GA 30319
404-637-0500
trees@brookhavenga.gov**