



TO: Mayor and City Council
FROM: Christian Sigman, City Manager
DATE: March 15, 2022
SUBJECT: February 2022 Departmental Highlights

Please feel free to contact me should you have any questions.

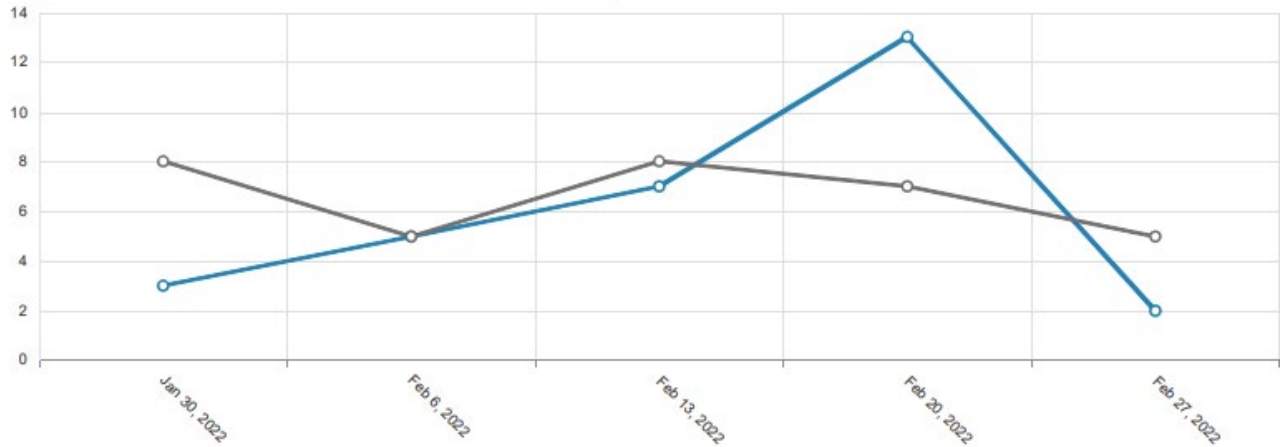
Index

BROOKHAVEN CONNECT METRICS.....	2
COMMUNITY DEVELOPMENT.....	4
MUNICIPAL COURT.....	9
CITY CLERK.....	11
COMMUNICATIONS.....	14
CONVENTION AND VISITORS BUREAU.....	15
INFORMATION TECHNOLOGY	16
PARKS & RECREATION	18
POLICE	21
CHATCOMM 911	25
PUBLIC WORKS.....	27
FINANCE	31

Brookhaven Connect Metrics: Monthly of February 2022

*Brookhaven Connect is a citizen powered system with requests coming directly from the citizens of Brookhaven. These statistics do not represent the entirety of the work loads assumed by City departments.

Open /Close by Day

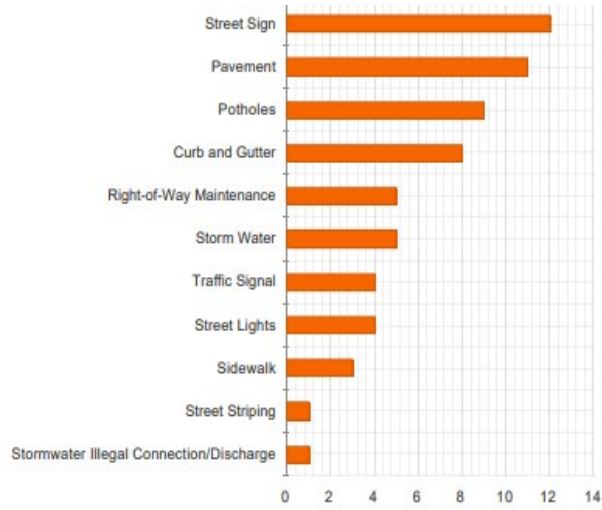


- Of the 64 service requests that were created, 33 have been closed (this includes duplicate requests) with 30 remaining open.
- Total requests that remain open since the beginning of the year is 43, this includes the month of February.
- To date, there are 2,529 registered Brookhaven Connect users; this represents an increase of 70 users since the beginning of the year.

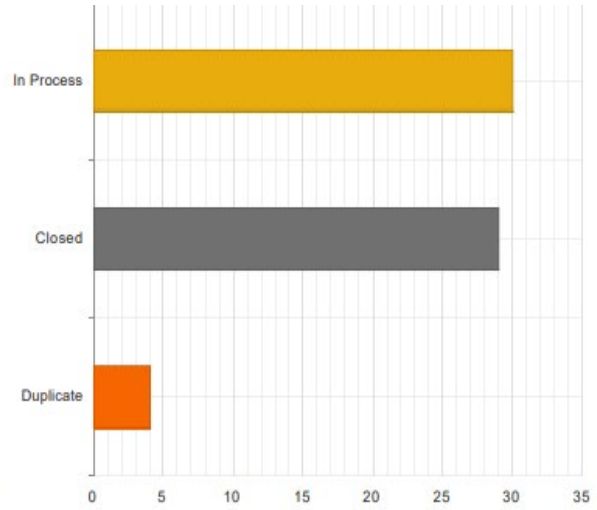
Statistics

Total Reports Created	63
Total Reports Open	30
Total Reports Closed	33
Average Reports Created per Day	2.17
Average Reports Closed per Day	1.14
Average Time to Close	2.76 Days
Fastest Closed Request Type	Curb and Gutter (0.01 Days)
Slowest Closed Request Type	Potholes (12.46 Days)
Most Common Request Type	Street Sign
Least Common Request Type	Street Striping

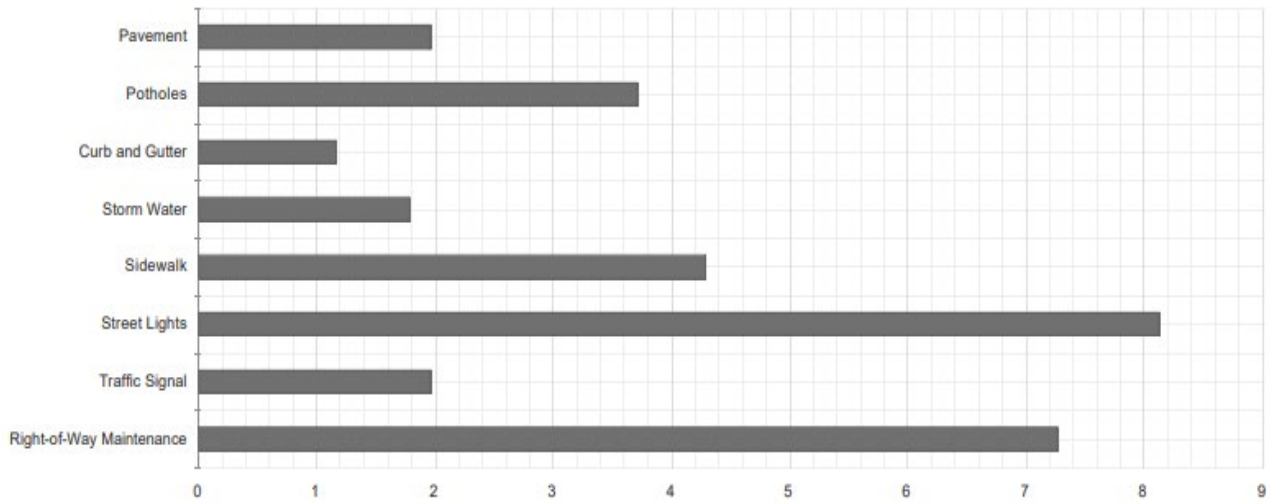
Request by Type



Request by Status



Average Days to Close per Request Type



Powered by CITY SOURCED

Community Development: February 2022

Community Development 2022 Building Permits													
	Jan	Feb	Mar	Apr	May	Jun	Jul	Aug	Sep	Oct	Nov	Dec	Total
All	247	266											513
New Single Family	11	10											21
New Multi Family	0	0											0

Community Development 2021 Building Permits													
	Jan	Feb	Mar	Apr	May	Jun	Jul	Aug	Sep	Oct	Nov	Dec	Total
All	321	299	404	397	295	368	269	308	273	278	261	242	3,715
New Single Family	40	14	17	18	20	22	17	12	20	13	11	10	214
New Multi Family	0	0	0	0	0	0	0	0	0	0	0	0	0

Community Development 2020 Building Permits													
	Jan	Feb	Mar	Apr	May	Jun	Jul	Aug	Sep	Oct	Nov	Dec	Total
All	316	409	323	219	225	360	359	304	336	328	337	274	3,790
New Single Family	23	32	32	23	14	27	19	29	10	14	20	9	252
New Multi Family	0	0	0	0	0	0	0	0	0	0	0	0	0

Community Development BOA/Variances Filed in February 2022

File #	Address	Scope	Hearing Date
VAR22-00005	1799 Buckhead Lane	Impervious coverage, rear yard setback, and front loaded garage setback	3/16/22
VAR22-00007	3284 Inman Drive	Rear yard setback	3/16/22
VAR22-00008	2689 Archway Drive	Retaining wall setback	3/16/22
VAR22-00011	2110 Fairway Circle	Average front yard setback	3/16/22

Community Development BOA/Variances Heard in February 2022

File #	Address	Scope	Hearing Date	Action
VAR21-00038	3067 Oglethorpe Way	Impervious coverage setback	2/16/22	Approved with Conditions
VAR21-00052	2436 Wawona Drive	Stream buffer, accessory structure side setback, and retaining wall side setback	2/16/22	Approved with Conditions
VAR21-00054	2321 Valley Brook Way	Impervious coverage setback	2/16/22	Deferred to 3/16/22
VAR21-00066	4316 Berkford Circle	Retaining wall height and retaining wall setback	2/16/22	Approved with Conditions
VAR21-00067	2469 Oostanaula Drive	Side yard setback	2/16/22	Deferred to 2/16/22
VAR22-00001	2661 Cove Circle	Accessory structure and pool equipment setback	2/16/22	Approved with Conditions
VAR22-00002	1194 Chambord Way	Front door threshold	2/16/22	Approved with Conditions
VAR22-00004	1224 Beech Haven Road	Front yard setback and accessory structure setback	2/16/22	Approved with Conditions

Community Development Rezoning Filed in February 2022 – None

File #	Address	Scope	PC Hearing Date	CC Hearing Date
N/A				

Community Development Rezoning Heard in February 2022 - None

File #	Address	Scope	PC Hearing Date	PC Rec	CC Hearing Date	CC Rec
N/A						

Code Enforcement Activity February 2022	
Inspections & Follow-ups	1,178
Violations	127
Violations Created Per Day	7
Courtesy Warnings/Placards	20
Residential Citations	2
Commercial Citations	0
Total Street Miles Patrolled	1,745
Total Requests Created	102
<i>Department-Generated Inspections</i>	42
<i>Brookhaven Connect/CitySourced Requests Created (public generated)</i>	60
Brookhaven Connect/CitySourced Requests Received / In Process	15
Brookhaven Connect/CitySourced Requests Closed / Abated / Duplicated / Not an Issue	45
Average # of Reports Created per Day	2
Average # of Reports Closed per Day	2
Average Time to Close	2 days
Signs Removed	120

Building Inspection Activity February 2022	
Plan reviews	103
Building inspections	1,001
Building inspections percent pass/fail	80%/20%

Fire Marshall Activity February 2022*	
Plan reviews	82
Inspections	48
Inspections percent pass/fail	96%/4%
Existing/Mandated Business inspections	56
Existing/Mandated Business inspections pass/fail	76%/24%

*Existing/Mandated Business Inspections Program initiated May 2021

Key Land Development Activity/Review February 2022	
Land Development Enforcement & Inspection Activity	
Tree removal permits	43
Stop Work Orders issued	11
Courtesy warnings issued (Notice of violation)	15
Environmental Inspections	262
Environmental Court Summons	0
N/A	
Land Disturbance Permit Review	6
Pool Complex – 1234 Bellair Drive	
Langford Park redevelopment – 1174 Pine Grove Avenue	
Dresden Village – 1350 Dresden Drive	
Murphey Candler Park – 1551 West Nancy Creek Drive	
Emory Executive Park – 11 Executive Park Drive	
Multi-family development – 2585 Osborne Road	
Land Disturbance Permits Approved	1
Floor and Décor – 1790 Northeast Expressway	
Plat Review Activity	4
Combination lot – 2662 Mabry Road	
Lot Split – 1230 Mayfair Drive	
Lot reconfiguration – 2006 Tall Tree Drive	
Final Plat – 1325 Sunland Drive	
Plats Approved	0
N/A	

Municipal Court

2022

	Jan	Feb	Mar	Apr	May	Jun	Jul	Aug	Sep	Oct	Nov	Dec	YTD
Case Filings	431	484											915
Number of Court Dockets	17	15											32
Number of Defendants on dockets	460	322											782
Number of Cases on Dockets	771	595											1,366

2021

	Jan	Feb	Mar	Apr	May	Jun	Jul	Aug	Sep	Oct	Nov	Dec	YTD
Case Filings	399	472	587	590	676	606	703	521	539	588	552	433	6,666
Number of Court Dockets	4	15	19	17	17	17	17	19	17	15	15	13	185
Number of Defendants on dockets	53	315	472	454	465	519	481	600	535	408	462	379	5,143
Number of Cases on Dockets	94	510	681	765	708	885	745	965	850	717	753	622	8,295

Due to Covid-19, after the first week, court appearances in January 2021 were cancelled.

Court Collections & Agencies Payments

Base Fine	84,025.90
Contempt Charge	1,618.59
Processing Fee	11,957.85
Cash Bonds	44,672.82
Indigent App Fee	0.00
Revenue Collected-Diverse Agencies	33,934.32
Pre-Trial Fee	0.00
CB-Applied	19,029.80
Bond Forfeiture	0.00
Overage	0.00
Restitution	0.00
NSF	0.00
Monthly Cash Collections	195,239.28
Paid to Diverse Agencies	33,934.32
Cash Bond Refunds/Returned	5,570.25
Overage Refund	0.00
Restitution Paid	0.00
Total Paid Out	39,504.57
NET	155,734.71

Office of City Clerk: February 2022

City Clerk's Office and Legislative Activities – February 2022		
	Open Record Requests	58
	Agendas/Agenda Packets Managed (Included Audit Comm., Dev. A., Charter Comm., And Facilities Authority)	5
	Minutes Composed (Council, Dev. Auth., and Facilities Authority)	5
	Executive Sessions Held (Council and Dev. Auth. Only)	1
Ordinances/No.	February 2022 – Description	Appr. Date
ORD 2022-02-01	Amending Chapter 4 – Alcohol – Servers Permitting	2/22/2022
ORD 2022-02-02	Amending FY 2021 Budget – Year End Clean Up	2/22/2022
ORD 2022-02-01	Amending FY 2022 Budget – CIP – Briarwood/Buford Hwy. Multi-Use	2/22/2022
Resolutions/No.	February 2022 – Description	Appr. Date
RES 2022-02-01	Appointing A. D. McNaghten to Board of Appeals	2/8/2022
RES 2022-02-02	Reappointing Michael Diaz to Planning Commission	2/8/2022
RES 2022-02-03	Appointing Matthew Osucha to Planning Commission	2/8/2022
RES 2022-02-04	Authorizing Abandonment – Sunland Drive Area	2/22/2022
RES 2022-02-05	Amending Community Green Project – Murphey Candler Lake House	2/22/2022
Department	Contracts/Agreements Approved by Council – February 2022	Appr. Date
Parks and Recreation	Murphey Candler Baseball, Inc. and City of Brookhaven	2/22/2022
Parks and Recreation	Murphey Candler Girls Softball Association	2/22/2022
Parks and Recreation	Atlanta Colts Youth Association	2/22/2022
	Appointments – February 2022	Appr. Date
Mayor	A.D. McNaghten to Board of Appeals	2/8/2022
Mayor	Michael Diaz Reappointment to Planning Commission	2/8/2022
Mayor	Matthew Osucha to Planning Commission	
	Proclamations and Presentations – February 2022	
	None	
Department	Plans, Studies, and Policies Approved by Council – February 2022	Appr. Date
Parks and Recreation	Re-Affirming and Amending Murphey Candler Park Lake House Project as Part of the Murphey Candler Park Master Plan	2/22/2022

Open Records Completed Requests – Office of City Clerk – February 2022

Date of Request	Request #	Name	Description
2/4/2022	PRR-96-2022	Stefani Daub	New Businesses List
2/4/2022	PRR-99-2022	Eric Warshal	New Businesses List
2/4/2022	PRR-93-2022	Maria Alexander	Information on 1637 Dresden Drive
2/4/2022	PRR-94-2022	Esther Graff-Radford	Information on 3659 Buford Highway
2/4/2022	PRR-90-2022	Lisa Levison	All information on Judith Cozzi
2/4/2022	PRR-98-2022	Yhosvely Taveras	Andrea Garrett Personnel File
2/7/2022	PRR-100-2022	Jamie Paul	Jamie Paul Information
2/7/2022	PRR-111-2022	Michael J Henry	Holy Rachel Information
2/7/2022	PRR-95-2022	Stefani Daub	Permits List
2/7/2022	PRR-102-2022	Robin Davis	Permits List
2/8/2022	PRR-97-2022	Maria Alexander	Information on Dresden Drive
2/8/2022	PRR-103-2022	Clashawn Grant	Information on 18 237 01 003
2/8/2022	PRR-105-2022	Nick Liley	Floor Plan Information
2/8/2022	PRR-106-2022	Clashawn Grant	Information on 18 237 14 069
2/8/2022	PRR-104-2022	Sarah J Zeeman	Plan Review Information
2/9/2022	PRR-107-2022	Clashawn Grant	Information on 18 241 06 005
2/9/2022	PRR-109-2022	Clashawn Grant	Information on 18 241 08 037
2/9/2022	PRR-115-2022	Cathea Simelton	Incident Report
2/10/2022	PRR-118-2022	Raymundo Candelas	Accident Report
2/10/2022	PRR-112-2022	Clashawn Grant	Information on 18 237 11 005
2/10/2022	PRR-113-2022	Mark Johnson	Information on 3714 N. Thompson
2/11/2022	PRR-734-2021	Jennifer Peebles	Crime Report
2/14/2022	PRR-110-2022	Justin Rhodes	Information on 1637 Dresden Drive
2/14/2022	PRR-116-2022	Clashawn Grant	Information on 18 238 10 025
2/14/2022	PRR-117-2022	Clashawn Grant	Information on 18 238 11 001
2/15/2022	PRR-37-2022	Sarah J Zeeman	2746 Grove Drive
2/17/2022	PRR-120-2022	Clashawn Grant	Information on 18 237 06 018
2/17/2022	PRR-121-2022	Clashawn Grant	Information on 18 241 20 015
2/17/2022	PRR-122-2022	Clashawn Grant	Information on 18 241 20 014
2/17/2022	PRR-123-2022	Clashawn Grant	Information on 18 241 13 023
2/17/2022	PRR-124-2022	Clashawn Grant	Information on 18 242 02 011
2/17/2022	PRR-126-2022	Clashawn Grant	Information on 18 242 12 002
2/17/2022	PRR-127-2022	Ana Escobar	Variance and Site Plan March 2021
2/17/2022	PRR-128-2022	Clashawn Grant	Information on 18 242 08 044
2/17/2022	PRR-129-2022	Clashawn Grant	Information on 18 243 03 004
2/17/2022	PRR-101-2022	Paige Miller	Personnel File

2/17/2022	PRR-114-2022	Sarah Zeeman	Christian Sigman Emails
2/18/2022	PRR-108-2022	Sarah Zeeman	2746 Grove Drive Information
2/18/2022	PRR-119-2022	Ryan Pasley	1207 Ragley Hall Road
2/18/2022	PRR-130-2022	Woudlin J. Baptiste	Code Violations List
2/18/2022	PRR-131-2022	Cheryl Bodechon	2740 Drew Drive
2/22/2022	PRR-132-2022	Sybil Turner	2714 N. Thompson Drive Information
2/22/2022	PRR-147-2022	Brentnol Baker	1224 Hammond Drive Information
2/23/2022	PRR-133-2022	Clashawn Grant	Information on 18 155 02 068
2/23/2022	PRR-134-2022	Clashawn Grant	Information on 18 242 07 009
2/23/2022	PRR-135-2022	Clashawn Grant	Information on 18 272 05 003
2/23/2022	PRR-136-2022	Clashawn Grant	Information on 18 241 17 002
2/23/2022	PRR-137-2022	Clashawn Grant	Information on 18 241 14 018
2/23/2022	PRR-138-2022	Clashawn Grant	Information on 18 241 16 025
2/23/2022	PRR-139-2022	Drew Clough	2884 Parkridge Drive Information
2/23/2022	PRR-140-2022	Clashawn Grant	Information on 18 272 05 019
2/23/2022	PRR-142-2022	Stephanie Tarrer	Site Plan
2/23/2022	PRR-143-2022	Stephanie Tarrer	Site Plan
2/23/2022	PRR-144-2022	Patti Wallis	Building Plan for Publix
2/23/2022	PRR-145-2022	Sharon Billington	1093 Victoria Street Information
2/23/2022	PRR-125-2022	Sarah J Zeeman	2746 Grove Drive Information
2/24/2022	PRR-60-2022	Lam Thuy Vo	Emails 2021 Theft
2/25/2022	PRR-146-2022	David Barclift	Copy of 18 BH-BLD-00124
			Total completed: 58

Communications: February 2022

Communications Department Activities:

- Produced Spring newsletter in English and Spanish
- Released 2nd music announcement and 5K registration for Cherry Blossom Festival
- Created design for 5K and VIP t-shirts
- Produced ad for LAA Companero event
- Created postcards for Dresden Driving meeting mailing
- Coordinated public input meeting for SJREC at LAA on Feb. 17
- Coordinated Buford Highway Cultural Corridor presentation on Feb. 18
- Staffed Chamber luncheon featuring City Council
- Social media campaigns included Black History Month, Dresden Drive meeting, Mondays With Madeleine, and SJREC LAA public input meeting
- Staffed rescheduled MLK event
- Staffed Mondays With Madeleine
- Staffed City Council meetings
- Responded to various media requests
- Press releases, e-blasts & notifications:
 - Valentine’s Dance canceled
 - Celebratory gunfire PSA
 - Second CBF music lineup announcement
 - City Council preview 2-8
 - City Council wrap-up 2-8
 - Brookhaven hosting virtual public forum for Dresden Drive improvements
 - Registration open for CBF 5K
 - City Council preview for 2-22
 - City Council wrap up for 2-22
 - Mondays With Madeleine’ virtual town hall to feature Chamblee City Councilwoman Karen Lupton
 - Weekly eblasts

Engagement reports (February):

	Posts	Subscribers	Subscriber growth (1 mo)
E-blasts/press releases	14	4,789	-8
Facebook	71	9,118	+42
Facebook (Spanish)	20	351	0
Twitter	32	4,550	+13
NextDoor	16	25,090	+163
Instagram	53	3,388	+25
Instagram (Spanish)	49	712	+7
Brookhaven Alert	4	3,835	0

Convention and Visitors Bureau: February 2022

- Brookhaven was selected to be the inaugural host of the Southeast Travel Unity Conference in March 2022, due to the City's work in Social Justice and Explore Brookhaven's receiving Certified Diversity Travel Professional. Speakers and Agenda can be found here: www.TravelUnity.org/Summit . Each attendee will be gifted a sustainable gift of Milkweed to be planted in Ashford Park.
- Attended Georgia Association of Convention and Visitors Bureaus Annual Conference in Columbus, GA January 31 – February 2.
- Atlanta Eats filmed at Petite Violette for a new promotion on February 3
- Explore Brookhaven launched the Brookhaven Magazine – Culinary Edition and distributed to all hotels to place in rooms and to the Georgia State Visitor Center. A digital version can be found [here](#).
- Renée was awarded *Master of Brand Science* for the work done in 2019 and applied through today for building, applying, and maintaining the Brookhaven Brand Strategy. A very select group have been awarded the Master of Brand Science. You can learn more [here](#).
- [Explore Brookhaven has engaged with 3 outside contractors representing Brookhaven in group meetings, international travel and creating a public relation footprint. We will keep you posted on success!](#)

Social:

Facebook 1.5K page likes

Instagram 2.8K followers

Explora IG 669 followers

Information Technology: February 2022

General IT

- Security patched vCenter
- Replaced council workstations
- Expanded the drive sizes on servers
- Working on closing out the Contracts project
- Updated How-to documents for finance and minutes/meeting applications
- Added additional metadata fields and templates for the City Clerks' office
- Added and updated additional users to finance software applications
- Added additional police officer and participated in training for opens records

Month	2014	2015	2016	2017	2018	2019	2020	2021	2022
	Tickets Closed	Tickets Closed	Tickets Closed	Tickets Closed	Tickets Closed	Tickets Closed	Tickets Closed	Tickets Closed	Tickets Closed
Jan	161	138	205	173	227	221	223	164	229
Feb	148	229	205	176	185	194	210	136	177
Mar	162	257	194	199	152	315	259	170	0
Apr	297	335	186	183	196	270	174	149	0
May	270	262	201	191	263	258	141	141	0
Jun	203	351	150	190	210	162	198	161	0
Jul	148	235	159	202	375	161	185	192	0
Aug	117	279	178	185	286	253	209	207	0
Sep	183	193	215	162	206	172	149	194	0
Oct	209	262	183	218	248	206	208	191	0
Nov	196	209	138	145	248	164	171	176	0
Dec	218	171	154	141	190	182	204	172	0
Total	2,312	2,921	2,168	2,165	2,786	2,558	2,331	2,053	406

GIS

- Tested MS4 inspections with Cityworks mobile application
- Installed and configured SQL maintenance and backup tasks for the new SQL server environment
- Created Lynwood park construction status application (see current Brookhaven Blast)
- Flew 2 drone missions, Lynwood Park and Arborist

Police Department

- Deployed Smart loaner laptop cabinet and set it up to hold 16 laptops
- Unified Guest WIFI name and password in all city facilities
- Added and removed security policies, security profiles, web filtering and upgraded all firewalls to the latest and most stable firmware
- Upgraded Guest Lynwood circuit to fiber (100 MBs)
- Deployed a security scanner to detect missing patches and vulnerabilities on workstations and servers
- Updated computer security policies
- Applied computer updates
- Worked with public safety vendors on new software
- Worked with court vendors on new software
- Deployed new laptops for employees
- Deactivated accounts of resigned employees

Parks & Recreation
Parks/Facilities and Grounds Maintenance Monthly Report
February 2022

Monthly Work Order Summary (Park Maintenance Staff)

- Work Orders-9
- Work Orders Completed- 9
- Work Orders Outstanding – 0

February 2022 Projects

- Installed new infield mix on both softball fields at Blackburn Park
- Cut, removed and chipped Ashford Dunwoody right-of-way at the entrance to Peachtree Gold Club
- Pruned and removed limbs overhanging Murphy Candler Softball Fields
- Pruned and removed limbs hanging over the bleachers at Blackburn Softball Fields
- Installed address numbers on building at Briarwood
- Installed new garbage can at Skyland Park Playground
- Repaired water fountain outside bathroom at Briarwood Park
- Installed new heater in bathrooms at Murphy Candler Horseshoe
- Installed new lights on the outside of the Briarwood Recreation Center

February 2022 - Janitorial Totals

	Trash Bag Count	Toilet Paper	Doggie Pot	Hand Soap	Paper Towels
Langford Park	14	NA	3	NA	NA
LaVista Park	11	NA	6	NA	NA
Peachtree Creek Greenway	26	NA	6	NA	NA
Ashford Park	40	7	3	4	6
Blackburn Park	350	15	15	3	11
Briarwood Park	121	9	6	4	9
Brookhaven Park	104	NA	18	NA	NA
Clack's Corner	2	NA	NA	NA	NA
Fernwood Park	19	NA	6	NA	NA
Georgian Hills Park	22	NA	4	NA	NA
Lynwood Park	67	12	3	5	8
Murphey Candler Park	401	14	4	4	NA
Parkside Park	9	NA	4	NA	NA
Skyland Park	49	8	9	2	5
Langford Park	14	NA	3	NA	NA
Total	1241	65	84	21	39

Parks & Recreation
Recreation Division Monthly Report
February 2022

February Program Revenue Brought in: \$12,681.00

- Classroom and Community Room Rentals: \$5,070.00
- Pavilion Rentals: \$5,070.00
- Open Gym: \$683.00
- Tennis Courts: \$1,687.00
- Recreation Programming: \$1,341.00

Parks & Recreation
Athletics Division Monthly Report
February 2022

February Athletic Revenue Brought in: \$10,798.00

- Youth athletic programs brought in \$2,760.00
- Adult athletic programs brought in \$3,151.00
- Athletic fields/gymnasiums/tennis court rentals brought in \$4,887.00

February 2022 Athletic Activities Currently in season are listed below:

Youth Athletics

- YMCA winter basketball league
- Concorde soccer winter camps and leagues
- Elevate sports academy basketball league/clinics
- Up4Tennis classes and private lessons
- UTA tennis leagues and lessons
- Murphey Candler Baseball spring season started
- Murphey Candler Girls Fast Pitch Softball league started

Adult Athletics:

- Adult spring softball league registration completed.
- Adult winter kickball spring leagues in progress.
- Up4Tennis winter lessons and classes in progress.
- UTA tennis winter open play, leagues, and lessons at Blackburn Park.

Athletic Participation Summary	February 2022
Adult Winter Kickball	480
Adult Spring Softball	900
Adult Flag Football	Season Completed
Adult Sand Volleyball	Season Completed
Youth Spring Soccer	725
Youth Football & Cheer	Season Completed
Youth Spring Baseball	1018
Youth Spring Softball	536

Parks & Recreation
Special Events Division Monthly Report
February 2022

2022 Cherry Blossom Festival:

- Finalizing sponsors
- Finalizing maps
- Finalizing plans with PD
- VIP lists
- Lure chasing equipment purchase
- Artist market organization
- Sign design with communications
- Banner design with communications
- RCS layout design meetings
- Finalizing plans to take space from tennis and soccer
- Kids zone layout design

MLK Day:

- Hosted a successful event on Saturday, February 26th.
- Great feedback from attendees
- All partners happy with the event
- Planning on 2023 MLK event to return to the Lynwood Park Recreation Center

Police: February 2022

Brookhaven Police Department Activity Summary Report			
	December 2021	January 2022	February 2022
Incidents Reported	557	652	568
Custodial Arrests	225	228	225
Accidents	173	171	154
Citations Issued	770	785	813
Residential Security Watches Requested	32	9	13
Field Interviews	22	34	41
Wanted People Apprehended	19	17	23
Brookhaven Police Department Activity Summary Report			
	December 2020	January 2021	February 2021
Incidents Reported	614	671	563
Custodial Arrests	181	172	172
Accidents	167	119	123
Citations Issued	601	801	929
Residential Security Watches Requested	23	7	10
Field Interviews	44	29	35
Wanted People Apprehended	16	25	23

Police

Support Services – February 2022

- No major community events were held this month. January was used to plan ahead for the rest of the year
- Community Engagement Officer Moore spent time creating a system of addressing homelessness within the City of Brookhaven

Support Services

REPORTS	OPEN	Officer Moore	Sergeant Martinez	Total
Incident Reports		3	0	3
Accident Reports		1	0	1
Patrol Assist		1	0	1
Court Assist		5	0	5
Arrests		0	0	0
Citations		1	0	1
Press Releases		0	0	0
Media Interviews		0	0	0
Community Meetings		50	4	54
Meeting Attendees		35	32	67
Community Contacts		125	58	183
Business Contacts		75	26	101

- In Addition, there were numerous media inquiries which were handled in addition to the social media posts.

MONTHLY REPORT: Part-Time Officers	
POP Logged	2
Patrol Shifts	24
Citations	23
Warnings	50
Transport for Courts	33
Arrests	3
Child Safety Seat Install / Teen Driving Classes	0
Shifts Worked	46
Court Service Hours	142
Traffic Enforcement Hours	32
Fleet Service Hours	87
Transport Hours for Uniform Patrol/NET	6
Training Hours	16

Monthly Report: K-9 Officers	Sgt Fikes & K9 "Bane"	Officer Ritch & K9 "Koda"	Officer Nuttall & K9 "Lord"
Patrol Assist	60	84	149
Other Agency Assist	7	1	3
Training Hours	24	44	24
Search Warrants	0	0	1
Citations	1	1	11
Warnings	1	6	8
Field Interviews	0	0	0
Felony Arrests	0	0	0
Misdemeanor Arrests	0	2	9
City Ordinance Arrests	0	1	0
Wanted Person Located	0	0	0
K-9 Search (narcotics)	5	1	1
K-9 Tracks / Area Search	0	0	1
Building Search (for persons)	0	0	1
K-9 Related Arrests	1	0	3
K-9 Demonstrations / PR	0	0	0
Currency Seized	\$131,773.00	\$60,000.00	\$0.00
Marijuana Seized	0.0 grams	0.0 grams	8.0 grams
Cocaine Seized	0.0 grams	0.0 grams	0.0 grams
Methamphetamine Seized	0.0 grams	0.0 grams	0.0 grams
Heroin Seized	0.0 grams	0.0 grams	0.0 grams
Schedule Pills	0	0	0
MDMA Seized	0.0 grams	0.0 grams	0.0 grams
Other Seized (LSD)	0.0 grams	0.0 grams	0.0 grams

Additional Activities for K9 and N.E.T. Unit

- **NOTE:** Personnel are temporarily assigned to Uniform Patrol.
- **NOTE:** In reference to N.E.T. Stats, there are currently no N.E.T. stats.

Monthly Report: Traffic Safety Unit	Officer Maria Jones
Total Pedestrian Stops	21
Total Motor Vehicle Stops	35
Total Citizen Contacts (combined Pedestrian & Traffic Violations)	56
Total Citations Issued	52
Total Warnings Issued	61
Felony Arrests	0
Misdemeanor Arrests	7
Arrest / Released on Copy	5
Wanted Persons Located	2

Additional Activities for Traffic Safety Unit

- Due to the Centers for Disease Control expected increase of COVID-19 infections, the Grant Officer was limited to grant enforcement and education activities during this month.
- The Grant officer was on vacation for a week of this month.

NOTE: The Brookhaven Police Department is excited to have been awarded the FFY 2019 Pedestrian Safety Grant by the Governor’s Office of Highway Safety (GOHS). This will be our third-year participating in this Grant, which begins in October 2019. Officer Maria Jones serves as the Department’s Pedestrian Safety Officer and has done so since inception. The Brookhaven Police Department’s Pedestrian Safety Program has been a phenomenal success due to the hard work and determination set forth by Officer Jones. We look forward to another great year as we partner with GOHS to educate the public on pedestrian safety.

Criminal Investigations Division

February 2022 - Criminal Investigations Report	
Total Reports Handled	165
Total Reports Cleared	154
Cleared INACTIVE	131
Exceptionally Cleared	4
Unfounded	12
Cleared by Arrest	7
Arrest Warrants Obtained	2
Search Warrants Obtained	9
Total Cases “ACTIVE” on February 28, 2022	111



ChatComm 911 Executive Overview
February 1, 2022 – February 28, 2022

911 Answer Time: In February 2022, ChatComm 911 answered 93.9% of all incoming phone calls within ten seconds and 99.0% of all incoming phone calls were answered within thirty seconds.

Call Processing Time: This Month, ChatComm 911 processed 99.8% of all high priority calls for service and 96.7% of all low priority calls for service within sixty seconds.

Monthly Phone Call Volume: For the month of February 2022, ChatComm 911 handled a total of 31,511 phone calls.

- 76.1% (23,971) were incoming phone calls which are treated as potential emergencies and handled as 911 calls regardless of the line the call is received on.
 - o 12,214 of those calls were received on the 911 trunks. 5,693 of the 911 calls received were abandoned 911 calls (where the caller disconnects the line prior to speaking with a call taker).
 - o 6,064 calls were received on administrative and alarm lines but treated as 911 calls.
- The remaining 23.9% (7,540) of the phone calls handled by ChatComm 911 in February 2022 were outgoing phone calls.

Overall Phone Call Volume: Since September 2009, ChatComm 911 has answered a total of 3,131,390 incoming phone calls. Of those calls, 1,993,770 (63.7%) were received on 911 trunks and 1,137,620 (36.3%) came in on 10- digit phone lines.

Monthly Incident Volume: ChatComm 911 handled a total of 26,552 incidents in February 2022.

- 55.9% (14,840) of the incidents created were officer-initiated incidents, which include traffic stops, business & residential checks, and other calls created by officers.
- 39.5% (10,488) of the incidents were dispatched incidents.
- The remaining 1,224 (4.6%) of the incidents were transferred via CAD to Dekalb for EMS and Fire Dispatch.
 - Sandy Springs incidents comprised 34.1% (9,062) of the total incident volume.
 - o 7,159 incidents were Sandy Springs Police Department incidents.
 - o 1,028 incidents were for Sandy Springs Fire Rescue.
 - o 875 incidents were EMS calls for service in Sandy Springs.
 - Johns Creek incidents were 27.1% (7,198) of the total incident volume.
 - o 6,527 incidents were Johns Creek Police Department incidents.
 - o 381 incidents were for Johns Creek Fire Department.
 - o 290 incidents were EMS calls for service in Johns Creek.
 - Dunwoody incidents accounted for 11.9% (3,166) of the total incident volume.
 - Brookhaven incidents were 22.2% (5,902) of the total incident volume.
 - Dekalb Fire and EMS (for the Cities of Brookhaven and Dunwoody) incidents were 4.6% (1,224) of the total incident volume.
 - o 666 incidents were Fire calls for service in Brookhaven or Dunwoody
 - o 558 incidents were EMS calls for service in Brookhaven or Dunwoody.

Overall Incident Volume: By the end of February 2022, ChatComm 911 handled 4,346,817 incidents since “golive” in September 2009. 3,849,299 (88.6%) of those were law enforcement incidents; 285,880 (6.6%) of those were fire department incidents; and 211,638 (4.8%) of those were EMS incidents.

EMD & EFD Compliance: For the month of February 2022, the quality assurance compliance score for EMD remains in compliance with levels set forth by the International Academies of Emergency Dispatch (90%).

- The Emergency Medical Dispatch QA compliance for February was 97%.
- The Emergency Fire Dispatch QA compliance for February was 98%.

Public Works: February 2022

Major Initiatives Completed

- Windsor Pkwy/Osborne Roundabout: Project completed. The punch list for cleanup remaining.
- Ashford Dunwoody / Dresden Dr. ATMS: The project is 99% completed. Received the CCTV equipment, waiting on the installation schedule.
- Street Sweeping: Completed on 2/28/22.
- GDOT LMIG Safety Grant: Completed the installation of Pedestrian Crosswalk signs as of 2/28/22.

Major Initiatives in Progress/Upcoming

- N. Fork Nancy Creek Streambank II: EPD Stream Buffer variance received. Received the ACOE comments.
- Northeast Expressway MUP: Construction in progress. 60% completed. Removal of 46' Oak Tree.
- ST 08 - ADR/Windsor Pkwy Design: Traffic engineering is underway. CPL awaiting on feedback from GDOT to determine the diameter of the roundabout before moving forward with the design.
- ADR/Peachtree Rd Intersection: Stormwater pipe redesign and GDOT permit obtained. GA Power still negotiating utility relocation with the Golf Club for the final location of the power pole. Atlanta Gas making progress in relocating their gas lines. Scheduled completion date of 4/25/22.
- 2016 Briarwood Road sidewalks: Georgia Power poles relocated, waiting in other utility companies to relocate.
- Briarwood MUP (west end): Right of Way appraisals complete. Offer Letter in prepared and ready for mailing.
- Peachtree Creek Greenway Phase II: Progressing towards preliminary design.
- Peachtree Creek Greenway Phase III: Heath & Linebeck selected as most qualified firm. Progressing towards awarding of design contract. Preliminary scope in discussion.
- Dresden Dr. Intersection Safety Analysis: The project has been extended. The first public meeting (Virtual) for presentation and input on Assumptions & New Data was held on 3/03/22.
- 2022 Local Maintenance & Improvement Grant Program (LMIG) – Online application submitted. Received GDOT Grant Funds on 2/14/22.
- 2021 Paving: DWM contractor are in the process of lowering the waterline service lines.
FDR chart for progress below.

Ongoing Coordination

- PTOG 5-year Grant coordination w/ PCID.
- RTOP Coordination with GDOT – Signals on Peachtree Road, Clairmont Rd, Buford Hwy, & N Druid Hills Road.

- PTOB Coordination with PCIDs/GDOT – Signals on Ashford Dunwoody Rd from Lake Hearn to Johnson Ferry.
- RTOP / PTOB: Contract agreement signed with Kimley Horn for Sig-OPS.
- PCIDs Public Works Committee - Coordination with PCIDs, Sandy Spring, Dunwoody.
- Buford Hwy Streetscape/Sidewalk Project – No activity.

Meetings Attended/Held

- 2/02/22 – Dresden Drive Village meeting.
- 2/09/22 – Sig-Ops / Brookhaven’s status meeting.
- 2/10/22 - Dresden Drive Intersection Improvement Study Assumptions meeting.
- 2/11/22 – 2021 Paving status meeting with Bryan Jones.
- 2/13/22 – Dresden Drive Village LPD meeting.
- 2/15/22 – Dresden Drive Intersection Improvement Study Assumptions meeting.
- 2/18/22 – PI0016053 PCG Phase II agenda and minutes meeting.
- 2/18/22 – PI0016056 Ashford Dunwoody agenda meeting.
- 2/22/22 – Onsite Utility meeting with Ohmshiv.
- 2/22/22 - Dresden Drive Intersection Improvement Study Assumptions meeting.
- 2/23/22 – CDBG 2021 Action Plan with Public Works.
- 2/24/22 – Cherokee Plaza / Peachtree Road Improvement Meeting.

ROW Encroachment Permits (including Dumpsters/Road Closures)

- Permits issued YTD: **60**
- Permits issued this month: **39**

Stormwater Performance Measures (OPTECH)

February 2022			
ENTITY GROUP	WORK ORDERS ASSIGNED	COMPLETED WITHIN TARGET TIME FRAME	MONTHLY PERFORMANCE PERCENTAGE
Priority 1	2	1	50%
Priority 2	1	0	0%
Priority 3	45	38	84
Total	48	39	81%

Maintenance Work Performance Measures (OPTECH)

February 2022			
ENTITY GROUP	WORK ORDERS ASSIGNED	COMPLETED WITHIN TARGET TIME FRAME	MONTHLY PERFORMANCE PERCENTAGE
Priority 1	2	1	50%
Priority 2	12	6	50%
Priority 3	12	7	58%
Total	26	14	54%

**CIP Performance Measures (LOWE)
Service Request**

2022	Jan	Feb	Mar	Apr	May	Jun	Jul	Aug	Sep	Oct	Nov	Dec	TOTAL
Curb and Gutter	9	8											17
Downed Lines	1	1											2
Pavement/Potholes	18	20											38
Right of Way/Trash	1	5											6
Sidewalk	3	3											6
Stormwater	9	5											14
Streetlights	11	4											15
Street Sign	6	12											18
Street Striping	0	1											1
Traffic Signal	6	4											10
Trees	0	0											0
Total Service Requests	64	63											127

Completed Work Orders

2022	Jan	Feb	Mar	Apr	May	Jun	Jul	Aug	Sept	Oct	Nov	Dec	TOTAL
Street Maintenance	Closed	Closed	Closed	Closed	Closed	Closed	Closed	Closed	Closed	Closed	Closed	Closed	Closed
Sidewalk Repairs	1	0											1
Curb Repairs	6	4											10
Potholes	0	12											12
Patching	5	5											10
Streetlights	0	1											1
Signs	0	2											2
Traffic Signals													
Signal Repairs	1	3											4
ROW Maintenance													
Striping	0	0											0
Tree Removal	4	2											6
ROW Maintenance	6	7											13
Stormwater													
Stormwater	6	52											58
Total work orders	29	88											117

2021 Capital Paving Progress Chart

CITY OF BROOKHAVEN 2021 PAVING PROGRESS (2/28 - 3/4)											
STREET NAME	BEGIN	END	PROJECTED START DATE	MILLING	FULL DEPTH RECLAMATION	19MM SUPERPAVE	Utility Adjustments by DWM	9.5MM SUPERPAVE	CURB RAISING	Speed Humps	COMMENTS
APPALACHEE DRIVE	CARTECAY DR.	DRESDEN DR.		2/21/2022	3/3/2022	3/4/2022				N/A	Awaiting milling, FDR, Binder & Topping, Currently lowering water lines
BRAWLEY CIRCLE	BRAWLEY CIR.	EAST END		3/7/2022					N/A	N/A	Awaiting milling, FDR, Binder & Topping
BRAWLEY DRIVE	BRAWLEY CIR.	WEST END							N/A	N/A	Awaiting milling, FDR, Binder & Topping
BRAWLEY DRIVE	BRAWLEY CIR.	BERKFORD CIR.							N/A	N/A	Awaiting milling, FDR, Binder & Topping
CARTECAY DRIVE	ELLUAY DR.	OOSTANAULA DR.		2/21/2022	3/3/2022	3/7/2022				N/A	Awaiting milling, FDR, Binder & Topping
COVE CIRCLE	DREW VALLEY RD	COTSWALD DR.			3/4/2022					N/A	Awaiting milling, FDR, Binder & Topping
DREW VALLEY RD	POPLAR SPRING DR.	COVE CIR.		2/24/2022	3/7/2022					N/A	Awaiting milling, FDR, Binder & Topping
MURPHEY CANDLER CT.	CANDLER LAKE WEST	WEST END							N/A	N/A	Awaiting milling, FDR, Binder & Topping
NANCY CREEK WAY	E. NANCY CREEK DR.	CANDLERLAKE EAST								N/A	Awaiting milling, FDR, Binder & Topping
OAKLAWN AVE.	APPLE VALLEY RD.	CALDWELL RD.		2/21/2022						N/A	Awaiting milling, FDR, Binder & Topping
OGLETHORPE AVE.	COLONIAL DRIVE	N. DRUID HILLS RD.	11/1/2021	2/7/2021	11/17/2021				1/4/2022		Awaiting Topping
E. OSBORNE RD.	CALDWELL RD.	APPLE VALLEY RD.	7/1/2021	6/29/2021	N/A	7/1/2021		COMPLETED-7/1/2021	N/A	N/A	
PINE RIDGE RD.	WOOD CIRCLE	ATLANTA CITY LIMITS	10/29/2021	10/29/2021		11/23/2021			N/A	N/A	Awaiting Topping
SAINT CLAIR COURT	W. NANCY CREEK DR.	NORTH END							N/A	N/A	Awaiting milling, FDR, Binder & Topping
WOODS CIRCLE	ATLANTA CITY LIMITS	DEAD END	10/29/2021	10/29/2021	11/15/2021	11/23/2021			1/4/2022	N/A	Awaiting Topping
BROOK FOREST DR	LAVISTA RD	CITADEL DR	11/7/2021	9/1/2021	9/6/2021	9/14/2021			N/A	N/A	Awaiting Topping
BROOK VALLEY LN	SHERIDAN RD	NORTH END	11/7/2021	10/12/2021	10/22/2021	11/3/2021			1/5/2022	N/A	Awaiting Topping
CITADEL DR	LAVISTA RD	BEECH HAVEN RD	11/10/2021	8/18/2021	8/19/2021	10/22/2021		COMPLETED-1/10/22	N/A		
CITADEL DR	BEECH HAVEN RD	WILD CREEKTRL	11/10/2021	8/18/2021	8/19/2021	10/22/2021		COMPLETED-1/12/22	N/A		
CITADEL DR	WILD CREEK TRL	BRIARCLIFF RD	6/28/2021	6/28/2021	N/A	6/30/2021		COMPLETED-6/30/2021	N/A		
LONGWOOD TRACE	CHANTILLY DR	WEST END	6/28/2021	6/8/2021	N/A	6/8/2021		COMPLETED-6/9/2021	N/A	N/A	
MAYFAIR DR	KINGSLEY CT	BRIARCLIFF RD	11/8/2021	10/8/2021	10/21/2021	10/25/2021		COMPLETED-11/8/2021	N/A	N/A	
MERRIMAN LN	SOUTHWEST END	SHERIDAN RD		2/19/2022	3/2/2022	3/7/2022			N/A	N/A	Awaiting milling, FDR, Binder & Topping
SHERIDAN CT	SHERIDAN RD	EAST END	6/9/2021	6/9/2021	N/A	6/9/2021		COMPLETED-6/10/2021	N/A	N/A	
VISTA VALLEY DR	LAVISTA RD	NORTH END	11/7/2021	10/25/2021	10/27/2021	11/8/2021		COMPLETED-1/13/2022	1/5/2022	N/A	
WILD CREEK TRL	CITADEL DR	BEECH HAVEN RD	11/5/2021	9/1/2021	9/6/2021	9/14/2021		COMPLETED-1/13/2022	N/A	N/A	

Finance

February 28, 2022 Financial Report in Brief

The January financial statements are presented in comparative form to provide context regarding various revenues and expenditures that are “seasonal” in nature. The significant General Fund revenues that are not typically received each month include (1) property taxes (billed Sept 1 and collected thereafter), (2) franchise fees (larger utility provider remits in 1st quarter of year with other utilities remitting quarterly), (3) business and occupational taxes (renewals are due April 30th), (4) insurance premium tax and fees (collected and remitted by State; Oct 15th), and (5) alcohol licenses. Operationally, the expenditures are not subject to “seasonal” variances, but the acquisition of capital items can be arbitrary from one year to the next.

General Fund Summary

Total General Fund revenues through February 2022 were \$92,988 less than they were this time last fiscal year. This is primarily due to Licenses & Permits decreased by \$160,031 and Motor Vehicle and Title Ad Valorem Tax (TAVT) decreased by \$119,198 compared to this time in the prior year. The Licenses & Permits decrease was due to timing of alcohol license renewal revenue recognition compared to last year and the Motor Vehicle and Title Ad Valorem Tax (TAVT) decrease was due to January TAVT distribution for the current year not being received as of the day of this report. Business & Occupational Tax decreased by \$101,667 primarily due to timing in tax collection from prior year.

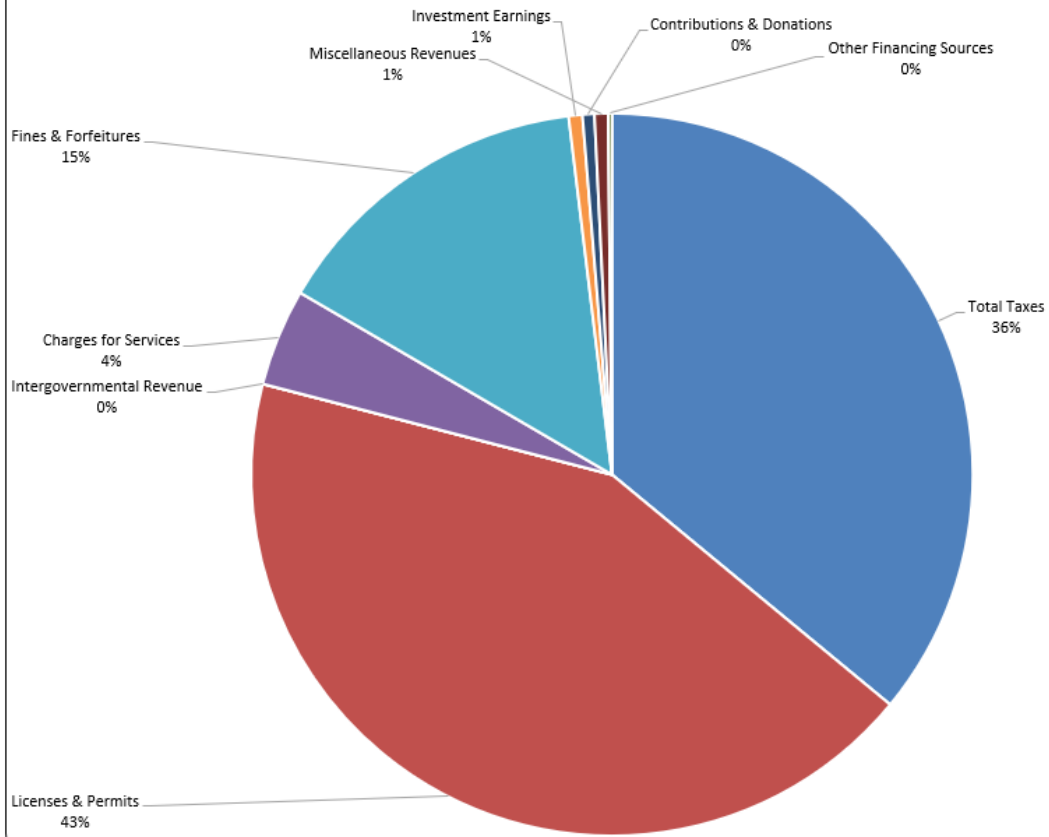
General Fund expenditures decreased compared to last year at this time by \$239,778. The General Government expenditures increased by \$52,894 compared to the previous fiscal year at this time due to decreases in expenditures in City Manager’s Office and Finance Departments related rentals, and other purchased services. Expenditures for Public Safety increased by \$91,601 mainly due to the purchase of software licenses. Culture and Recreation expenditures decreased by \$255,451 compared to this time in the prior year due to significant decreases in repair and maintenance and supplies costs in the Park Operations function of the Department.

City of Brookhaven
BUDGET COMPARISON REPORT - GENERAL FUND - REVENUES
For The Month Ended February 28th, 2022

	2021 Amended Budget	2021 YTD Transactions	2022 Amended Budget	2022 YTD Transactions	Variance from Budget	% of Annual Budget
Property Tax	\$ 11,126,097	\$ 10,085	\$ 11,275,339	\$ 154,708	\$ (11,120,631)	1.37%
Motor Vehicle Tax & Title Ad Valorem Tax	689,850	266,699	1,310,000	147,501	(1,162,499)	11.26%
Recording Intangible Tax	120,643	-	125,000	-	(125,000)	0.00%
Real Estate Transfer Tax	53,338	-	50,000	-	(50,000)	0.00%
Franchise Tax	3,625,000	-	3,540,000	-	(3,540,000)	0.00%
Alcoholic Beverage Excise Tax	1,196,398	80,831	1,266,690	73,170	(1,193,520)	5.78%
Energy Excise Tax	172,811	-	175,000	513	(174,487)	0.29%
Motor Vehicle Rental Excise Tax	150,000	3,872	15,000	3,280	(11,720)	21.86%
Business & Occupational Tax	1,800,000	306,543	1,530,000	204,876	(1,325,124)	13.39%
Insurance Premium Tax	3,798,917	22,400	4,025,600	36,750	(3,988,850)	0.91%
Financial Institutions Tax	67,734	-	67,734	-	(67,734)	0.00%
Penalties & Interest	65,992	12,488	20,000	20,934	934	104.67%
Total Taxes	22,866,780	702,918	23,400,363	641,732	(22,758,631)	2.74%
Licenses & Permits	3,133,000	927,794	4,548,544	767,763	(3,780,781)	16.88%
Intergovernmental Revenue	196,739	-	-	-	-	#DIV/0!
Charges for Services	478,873	79,246	408,450	77,680	(330,770)	19.02%
Fines & Forfeitures	1,225,000	91,586	1,076,403	261,802	(814,601)	24.32%
Investment Earnings	50,000	12,305	35,000	10,955	(24,045)	31.30%
Contributions & Donations	-	2,287	-	9,490	9,490	0.00%
Miscellaneous Revenues	361,000	4,450	111,000	10,817	(100,183)	9.75%
Other Financing Sources	8,564,450	55,641	3,589,894	3,000	(3,586,894)	0.08%
TOTAL REVENUES	\$ 36,875,842	\$ 1,876,228	\$ 33,169,654	\$ 1,783,240	\$ (31,386,415)	5.38%

* Investment Earnings to be distributed to the appropriate funds at the end of each quarter

GENERAL FUND REVENUES BY SOURCE (February 2022 YTD)

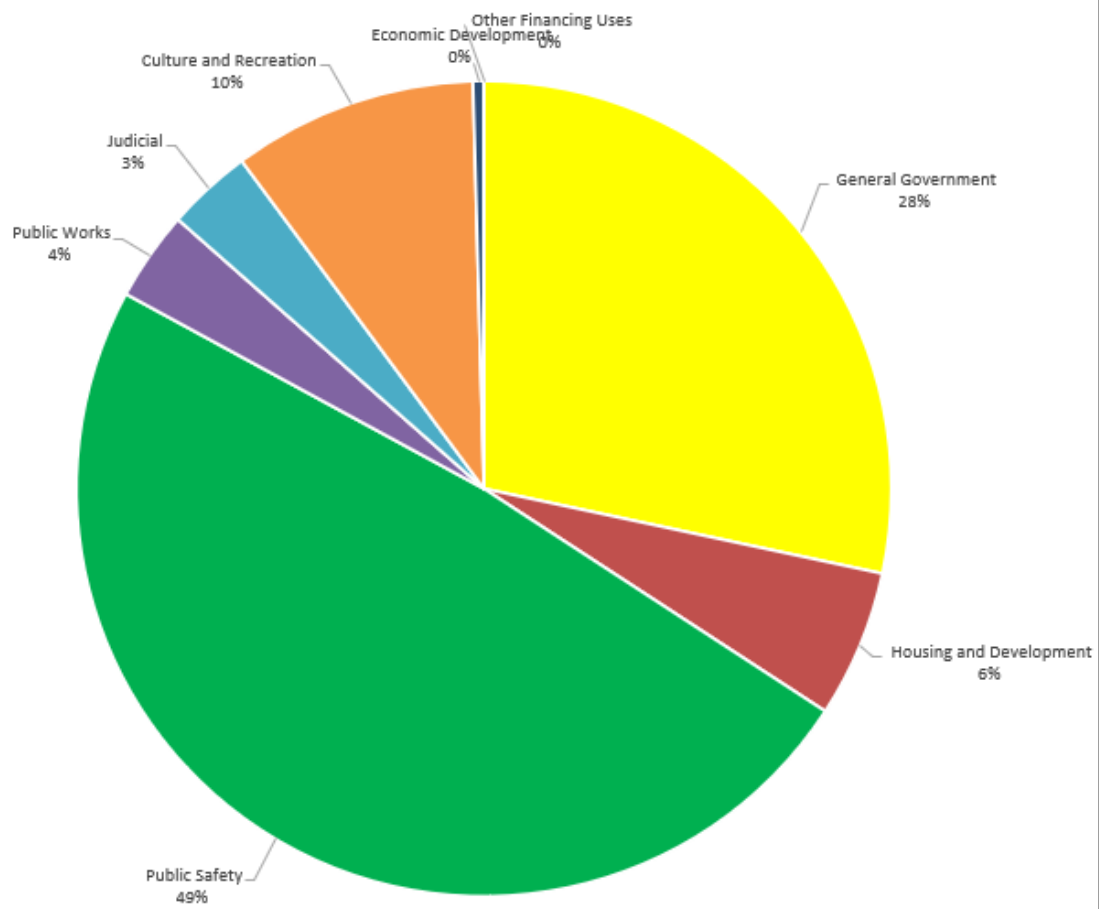


City of Brookhaven - YTD through February 28th, 2022

Budget Comparison for General Fund Expenditures

Governmental Function	2021 Amended Budget	2021 YTD Transactions	2021 Amended Budget	2022 YTD Transactions	Variance from Budget	% of Annual Budget
General Government	\$ 7,705,347	\$ 925,122	\$ 7,661,950	\$ 978,016	\$ 6,683,933	12.76%
Housing and Development	4,326,330	254,297	4,309,408	201,975	4,107,433	4.69%
Public Safety	11,721,667	1,590,063	11,773,158	1,681,665	10,091,493	14.28%
Public Works	1,615,554	160,180	1,709,942	122,758	1,587,184	7.18%
Judicial	1,034,261	62,150	565,735	116,878	448,857	20.66%
Culture and Recreation	5,046,191	590,378	4,081,400	334,927	3,746,473	8.21%
Economic Development	506,316	16,561	240,544	14,806	225,738	6.16%
Other Financing Uses	<u>4,920,176</u>	<u>92,053</u>	<u>2,827,518</u>	<u>-</u>	<u>2,827,518</u>	<u>0.00%</u>
TOTAL EXPENDITURES	<u>\$ 36,875,842</u>	<u>\$ 3,690,803</u>	<u>\$ 33,169,654</u>	<u>\$ 3,451,025</u>	<u>\$ 29,718,629</u>	<u>10.40%</u>

GENERAL FUND EXPENDITURES BY GOVERNMENTAL ACTIVITY
(February 28th, 2022 YTD)



General Fund Balance Reserves

The City has reserved a portion of fund balance to account for City programs. The Tree Fund, Sidewalk Fund, and Police Donations are three examples of City programs that are preserved in the general fund.

Tree Fund Conservancy

Established via City Ordinance, Chapter 14, Section 14-47, the receipts or contributions are part of the "alternative compliance" with the City's tree ordinance. It is only after determination that recompense trees do not fit on a redeveloped site, would a contribution be made. Expenses are basically limited to the purchase/installation of trees in parks, right-of-ways, and other City-owned or leased property.

Balance at December 31, 2021	<u>\$165,737</u>
Receipts	\$37,728
Disbursements	\$0
Balance at February 28th, 2022	<u>\$203,465</u>



Sidewalk Program Fund

Established by City Ordinance, Chapter 14, Section 14-353, the receipts or contributions for payment in-lieu of sidewalk construction shall be in accordance with a schedule recommended by the Public Works Department and adopted by the city council in January of each year based on the City sidewalk construction cost during the previous calendar year.

Balance at February 28th, 2022	<u>\$37,728</u>
--------------------------------	-----------------

Police Programs/Activities

An important element of community policing is the various police department programs and activities that promote interaction with our citizens and our police department. Whether the resources are provided to support general policing or the community programs, the receipts and disbursements are segregated to promote their designated purposes.

Police Programs	Balance 2021	Receipts	Disbursements	Balance 2022
Explorer Program	\$ 10,041	\$ -	\$ -	\$ 10,041
Shop with a Badge/Cop	24,765	9,455	(253)	33,966
General PD Donations	11,331	-	-	11,331
K9 Donations	10,075	35	-	10,110
Police Bike Fund	1,627	-	-	1,627
Totals	<u>\$ 57,838</u>	<u>\$ 9,490</u>	<u>\$ (253)</u>	<u>\$ 67,075</u>