



TO: Mayor and City Council
FROM: Christian Sigman, City Manager
DATE: November 12, 2021
SUBJECT: October 2021 Departmental Highlights

Please feel free to contact me should you have any questions.

Index

BROOKHAVEN CONNECT METRICS.....	2
COMMUNITY DEVELOPMENT.....	4
MUNICIPAL COURT.....	8
CITY CLERK.....	10
COMMUNICATIONS.....	13
TOURISM.....	15
INFORMATION TECHNOLOGY.....	16
PARKS & RECREATION.....	18
POLICE.....	23
CHATCOMM 911.....	27
PUBLIC WORKS.....	29
FINANCE.....	32

Brookhaven Connect Metrics: Monthly of October 2021

*Brookhaven Connect is a citizen powered system with requests coming directly from the citizens of Brookhaven. These statistics do not represent the entirety of the work loads assumed by City departments.

Open /Close by Day

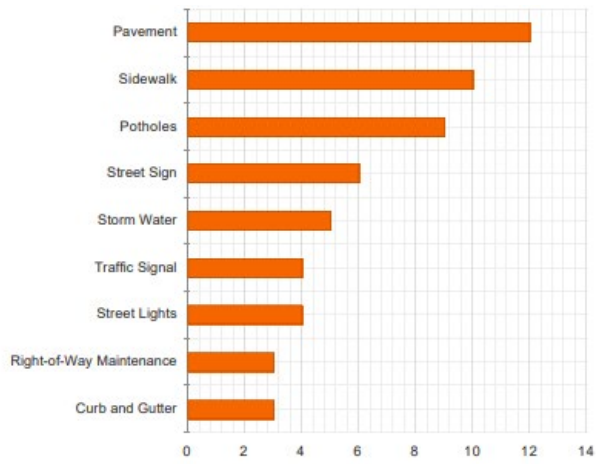


- Of the 56 service requests that were created, 42 have been closed (this includes duplicate requests) with 14 remaining open
- Total requests that remain open since the beginning of the year is 50, this includes the month of October
- To date, there are 2,403 registered Brookhaven Connect users; this represents an increase of 273 users since the beginning of the year

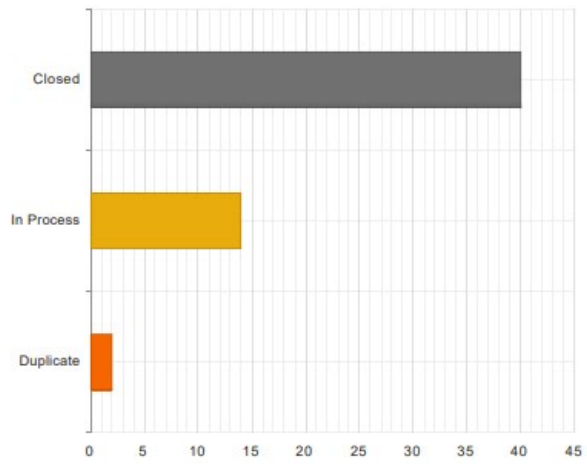
Statistics

Total Reports Created	56
Total Reports Open	14
Total Reports Closed	42
Average Reports Created per Day	1.75
Average Reports Closed per Day	1.313
Average Time to Close	5.354 Days
Fastest Closed Request Type	Pavement (.069 Days)
Slowest Closed Request Type	Street Sign (33.896 Days)
Most Common Request Type	Pavement
Least Common Request Type	Right-of-Way Maintenance

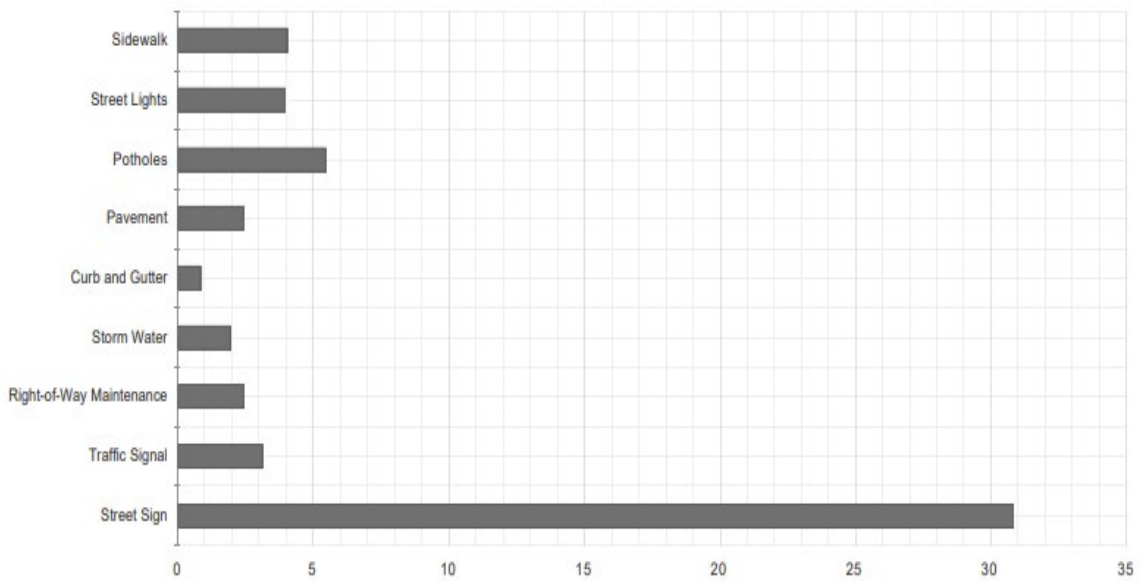
Request by Type



Request by Status



Average Days to Close per Request Type



Community Development: October 2021

Community Development 2021 Building Permits													
	Jan	Feb	Mar	Apr	May	Jun	Jul	Aug	Sep	Oct	Nov	Dec	Total
All	321	299	404	397	295	368	269	308	273	278			
New Single Family	40	14	17	18	20	22	17	12	20	13			
New Multi Family	0	0	0	0	0	0	0	0	0	0			

Community Development 2020 Building Permits													
	Jan	Feb	Mar	Apr	May	Jun	Jul	Aug	Sep	Oct	Nov	Dec	Total
All	316	409	323	219	225	360	359	304	336	328	337	274	3,790
New Single Family	23	32	32	23	14	27	19	29	10	14	20	9	252
New Multi Family	0	0	0	0	0	0	0	0	0	0	0	0	0

Community Development 2019 Building Permits													
	Jan	Feb	Mar	Apr	May	Jun	Jul	Aug	Sep	Oct	Nov	Dec	Total
All	285	299	320	293	238	219	290	323	361	497	304	241	3,670
New Single Family	10	6	10	10	4	10	21	10	46	16	30	27	200
New Multi Family	1	0	1	1	2	0	0	1	0	0	1	0	7

Community Development BOA/Variiances Filed in October 2021

File #	Address	Scope	Hearing Date
VAR21-00045	2714 North Thompson Road	Reduction of stream buffer and front yard setback; increase of front door threshold	11/17/21
VAR21-00046	1590 Dresden Drive	Accessory structure setback/setback reduction	11/17/21
VAR21-00048	3067 Oglethorpe Way	Reduction of stream buffer	11/17/21
VAR21-00049	1654 Richwood Drive	Impervious coverage increase	11/17/21
VAR21-00050	2545 Winding Lane	Reduction of stream buffer	11/17/21

Community Development BOA/Variiances Heard in October 2021

File #	Address	Scope	Hearing Date	Action
VAR21-00032	2714 North Thompson Road	Impervious coverage increase and rear yard setback reduction	10/20/21	Approved with Conditions
VAR21-00037	1590 Dresden Drive	Impervious coverage increase	10/20/21	Approved with Conditions
VAR21-00038	3067 Oglethorpe Way	Impervious coverage increase	10/20/21	Deferred to 11/18/21
VAR21-00040	1654 Richwood Drive	Front door threshold elevation increase	10/20/21	Approved with Conditions
VAR21-00041	2545 Winding Lane	75-foot stream buffer reduction	10/20/21	Approved with Conditions
VAR21-00042	1690 N.E. Expressway	Maximum wall sign area increase	10/20/21	Approved with Conditions
VAR21-00043	1752 North Druid Hills Road	Fence height increase	10/20/21	Approved with Conditions

Community Development Rezoning's Filed in October 2021 – None

File #	Address	Scope	PC Hearing Date	CC Hearing Date
N/A				

Community Development Rezoning's Heard in October 2021

File #	Address	Scope	PC Hearing Date	PC Rec	CC Hearing Date	CC Rec
LUP21-00002	3809 Buford Highway	SLUP to construct a wireless support structure	10/6/21	Recommended Favorably with Conditions	10/26/21	Approved with Conditions

Code Enforcement Activity October 2021

Inspections & Follow-ups	1,589
Violations	237
Violations Created Per Day	11
Courtesy Warnings/Placards	72
Residential Citations	2
Commercial Citations	0
Total Street Miles Patrolled	2,445
Total Requests Created	100
<i>Department-Generated Inspections</i>	37
<i>Brookhaven Connect/CitySourced Requests Created (public generated)</i>	63
Brookhaven Connect/CitySourced Requests Received / In Process	48
Brookhaven Connect/CitySourced Requests Closed / Abated / Duplicated / Not an Issue	15
Average # of Reports Created per Day	2
Average # of Reports Closed per Day	2
Average Time to Close	2 days
Signs Removed	118

Building Inspection Activity October 2021

Plan reviews	141
Building inspections	1,298
Building inspections percent pass/fail	79%/21%

Fire Marshall Activity October 2021*	
Plan reviews	69
Inspections	102
Inspection's percent pass/fail	98%/2%
Existing/Mandated Business inspections	41
Existing/Mandated Business inspections pass/fail	21%/79%

*Existing/Mandated Business Inspections Program initiated May 2021

Key Land Development Activity/Review October 2021	
Land Development Enforcement & Inspection Activity	
Tree removal permits	117
Stop Work Orders issued	5
Courtesy warnings issued (Notice of violation)	20
Environmental Inspections	258
Environmental Court Summons	0
N/A	
Land Disturbance Permit Review	
Manor at Druid Hills – 2601 Briarcliff Road	
MH Park Vista – 1244 Park Vista Drive	
1234 Bellair Pool Complex – 1234 Bellair Drive	
Greystar Executive Park – 50 Executive Park	
Georgia Avenue Road Extension – 1048 Theodore Drive	
MH Park Vista, LLC – 1244 Park Vista Drive	
Land Disturbance Permits Approved	1
Stormwater Drainage Improvement – 3253 Buford Highway	
Plat Review Activity	
N/A	
Plats Approved	
4407 & 4410 Ashwoody lot consolidation – 4410 Ashwoody Trail	
Greystar Executive Park lot split – 50 Executive Park	
Combination plat – 2702 Clairmont Road	

Municipal Court: October 2021

2021

	Jan	Feb	Mar	Apr	May	Jun	Jul	Aug	Sep	Oct	Nov	Dec	YTD
Case Filings	399	472	587	590	676	606	703	521	539	588			5,681
Number of Court Dockets	4	15	19	17	17	17	17	19	17	15			157
Number of Defendants on dockets	53	315	472	454	465	519	481	600	535	408			4,302
Number of Cases on Dockets	94	510	681	765	708	885	745	965	850	717			6,920

Due to Covid-19, after the first week, court appearances in January were cancelled.

2020

	Jan	Feb	Mar	Apr	May	Jun	Jul	Aug	Sep	Oct	Nov	Dec	YTD
Case Filings	918	686	428	73	214	472	286	407	430	572	445	389	5,320
Number of Court Dockets	8	8	5	0	0	4	15	19	15	17	16	11	118
Number of Defendants on dockets	492	457	255	0	0	64	326	355	358	479	510	324	3,620
Number of Cases on Dockets	730	719	382	0	0	146	538	590	605	764	817	808	6,099

Court Collections & Agencies Payments

Base Fine	81,930.25
Contempt Charge	600.00
Processing Fee	14,238.32
Cash Bonds	30,243.79
Indigent App Fee	0.00
Revenue Collected-Diverse Agencies	30,771.24
Pre-Trial Fee	0.00
CB-Applied	12,131.00
Bond Forfeiture	0.00
Overage	260.00
Restitution	350.00
NSF	0.00
Monthly Cash Collections	170,524.60
Paid to Diverse Agencies	30,771.24
Cash Bond Refunds/Returned	15,292.00
Overage Refund	0.00
Restitution Paid	0.00
Total Paid Out	46,063.24
NET	124,461.36

Office of City Clerk: October 2021

City Clerk's Office and Legislative Activities – October 2021		
	Open Record Requests	64
	Agendas/Agenda Packets Managed (Included Audit Comm., Dev. A., Charter Comm., And Facilities Authority)	4
Virtual Meetings Held	Minutes Composed (Council, Dev. Auth., and Facilities Authority)	4
Virtual Meetings Held	Executive Sessions Held (Council and Dev. Auth. Only)	1
Ordinances/No.	October 2021 – Description	Appr. Date
ORD 2021-10-01	Amending FY 2021 Budget – Increasing Grant Revenue	10/12/2021
ORD 2021-10-02	Amending Chapter 21, Signs, Section 21-72	10/12/2021
ORD 2021-10-03	Extending State of Emergency because of COVID-19 to Nov. 30	10/26/2021
ORD 2021-10-04	Amending FY 2021 Budget for Grant Revenue – Justice Assis. Gr.	10/26/2021
ORDRZ-2021-10-04	Special Land Use Permit – 3809 Buford Highway	10/26/2021
ORD 2021-10-05	Amending Insurers License Tax per State Law Requirements	10/26/2021
Resolutions/No.	October 2021 – Description	Appr. Date
RES 2021-10-01	Holiday Schedule and Normal Business Hours for City Operations FY 2022	10/26/2021
Department	Contracts/Agreements Approved by Council – October 2021	Appr. Date
Public Works	GDOT IGA for Traffic Signal Operations (SigOps)	10/12/2021
Parks and Recreation	GeoHydro Engineers for testing	10/26/2021
Parks and Recreation	Integrated Construction and Nobility – Lynwood Park Splashpad	10/26/2021
Parks and Recreation	Advanced Sports Group – Lynwood Park Turf Field	10/26/2021
Public Works	Wrecking Corp. of America, LLC – Demolition of 6 properties	10/26/2021
Mayor and Council	City Manager Christian Sigman Employment Agreement Amended	10/26/2021
Appointments – October 2021		Appr. Date
Mayor and Council	Honorable Dax Lopez as Alcohol Hearing Officer	10/26/2021
Proclamations and Presentations – October 2021		Date
None		
Department	Plans, Studies, and Policies Approved by Council – October 2021	Appr. Date
None		

Open Records Completed Requests – Office of City Clerk – October 2021

Date of Request	Request #	Name	Description
8/10/2020	PRR-280-2020	Scott W. Peters	Information of Windsor Parkway ad Ashford Dunwoody Road
11/16/2020	PRR-436-2020	Scott Peters	Correspondence about Ashford Dunwoody Road
12/21/2020	PRR-480-2020	Jeffrey Cohen	Horseshoe Road Information
12/23/2020	PRR-488-2020	Juliet Cohen	Communications about Trees
6/4/2021	PRR-406-2021	Debbie Mayer	Complaint of 2653 Redding Road
6/13/2021	PRR-418-2021	Russ Hammers	Correspondence about Stormwater Issues at Byrnwick
7/6/2021	PRR-458-2021	Birat KC	P-Card Statements
9/17/2021	PRR-594-2021	Sammie Purcell	Police Officers Hiring Information
9/20/2021	PRR-600-2021	Sarah Zeeman	Information about 2746 Groves Street
9/20/2021	PRR-601-2021	Michael Runestad	SLFRF Report
9/26/2021	PRR-612-2021	Gregg Sutton	Movie Night Information
9/27/2021	PRR-615-2021	Allen Broughton	Vaughn Personnel File
9/28/2021	PRR-617-2021	Kylie Peña	Information for 18 154 05 017
9/28/2021	PRR-618-2021	Drew Clough	Building Plans for 1466 Grant Drive
9/28/2021	PRR-619-2021	Jaye Moore	Development Details for 1535 S Johnson ferry Road
9/29/2021	PRR-620-2021	Stephen Barnes	Floorplan for 1466 Grant Drive
9/29/2021	PRR-621-2021	Drew Clough	Building Plan for 1492 Cortez
9/29/2021	PRR-622-2021	Terrell Carstens	Survey and Information for Drew Valley
9/29/2021	PRR-623-2021	Terrell Carstens	Survey and Information for Drew Valley
9/30/2021	PRR-624-2021	Keishana Lee	Information for Angel Aparicio
9/30/2021	PRR-625-2021	David Ensor utz	Information for 18 200 13 002
9/30/2021	PRR-626-2021	Victoria Wertz	Driveway Pad Information
9/30/2021	PRR-627-2021	Amber Petraitis	Purchasing Records
9/30/2021	PRR-628-2021	Gina Gianfagna	Hydrology Study by Planners and Engineers Collaborative
9/30/2021	PRR-629-2021	Daniel McCarter	Clerk Salary Information
9/30/2021	PRR-630-2021	Public Safety Testing Investigations	Collier Personnel File
10/4/2021	PRR-631-2021	Stefani Daub	Permits List
10/4/2021	PRR-632-2021	Stefani Daub	New Business List
10/4/2021	PRR-633-2021	Troy R. Covington	Information about 2615 Briarcliff Road
10/4/2021	PRR-634-2021	Jesse D Simpson	Information for 1990 Tall Tree Drive
10/4/2021	PRR-635-2021	Preston Edmonds	Information for 1094 Oakland Trace
10/5/2021	PRR-636-2021	Rachel A Davis	Land Survey
10/5/2021	PRR-637-2021	Devin Harrison	Information about 54/58 Corporate Boulevard

10/5/2021	PRR-638-2021	Alexis C Harris	Information for 4280 Peachtree
10/5/2021	PRR-639-2021	Brian Wohl	Contractors Permits from 2016 to 2020
10/6/2021	PRR-640-2021	Morgan Property Management Group LLC	House Plans and CO's
10/7/2021	PRR-641-2021	Clashawn Grant	Information for 18 200 06 021
10/7/2021	PRR-642-2021	Brady Mills	Complaint for Business STR
10/7/2021	PRR-643-2021	Brady J Mills	Complaint for Business STR
10/7/2021	PRR-644-2021	Tyler Rardin	Land Disturbance Permit
10/8/2021	PRR-645-2021	Eric Warshal	Business License Information
10/10/2021	PRR-646-2021	Woudlin Jean-Baptiste	Code Violations List
10/11/2021	PRR-647-2021	Robin Davis	Permits List
10/11/2021	PRR-648-2021	Jonathon Schrader	Copy of MS21-0064
10/12/2021	PRR-649-2021	Jonathan Sweatman	Complaint for 2746 Grove Street
10/12/2021	PRR-650-2021	Jaime Loto	Personnel File
10/12/2021	PRR-651-2021	Cynthia Rogers	Copiers Information
10/15/2021	PRR-652-2021	Drew Clough	Approved Plans for 2654 Drew Valle Road
10/18/2021	PRR-653-2021	Tammy Kim	Building Permits
10/18/2021	PRR-654-2021	Brent Mastin	Information for 2148 Coventry Drive
10/19/2021	PRR-655-2021	Marietta Police Department	Loto's Personnel File
10/19/2021	PRR-656-2021	Rob Trokey	Site Plans Applications
10/20/2021	PRR-657-2021	Dennis Trepanier	Approved Plans BLR21-00519
10/20/2021	PRR-658-2021	Maria Rodriguez Linares	Footage from Officer Charles Mccoy
10/20/2021	PRR-659-2021	Katie Dunagan	Code Enforcement CE19-00021
10/22/2021	PRR-660-2021	Patricia Corey	Contractors Information
10/22/2021	PRR-661-2021	Ryan Goldstein	Architectural Plans
10/25/2021	PRR-662-2021	Jane West	Report #21-007730
10/26/2021	PRR-663-2021	Hope Kim	Permits from 2018
10/26/2021	PRR-664-2021	Christina Shaw	Information for 3620 Buford Hwy
10/26/2021	PRR-665-2021	Christina Shaw	Information for 3630 Buford Hwy
10/26/2021	PRR-666-2021	Christina Shaw	Information for 3547 Buford Hwy
10/26/2021	PRR-667-2021	Christina Shaw	Information for 3659 Buford Hwy
10/26/2021	PRR-668-2021	Kristen Hall	Information for 4210 Oa Forest Drive
			Total completed: 64

Communications: October 2021

Communications Department Activities:

- Produced Social, Justice, Race and Equity Commission newsletter for third quarter
- Attended GMA Communications Annual Conference and served on planning committee
- Completed draft of Communications Strategic Plan
- Produced 2022 Budget cover
- Coordinated judges and staffed Paint the Park event
- Staffed Emory center opening
- Staffed Mondays with Madeleine
- Coordinated Hispanic Heritage Month event at Blackburn Park
- Staffed Bisnow Central Perimeter event
- Coordinated and created video for Mayor's Atlanta Braves challenge with Pasadena, TX, mayor
- Attended GMA Communications Annual Conference and served on planning committee
- Scheduled social media campaigns for City Centre Pop Ups
- Logistics and staffing for SJREC meetings and events
- Assisted with logistics and staffing of virtual City Council meetings
- Maintained COVID-19 website along with GIS
- Responded to various media requests
- Press releases, e-blasts & notifications:
 - National Hispanic Heritage Month
 - City Centre Vision District Pop Ups
 - Emory Institute ribbon-cutting
 - City Council preview 10-12
 - City Council Wrap Up 10-12
 - Front Yard Tree Program
 - Mondays With Madeleine
 - Brookhaven expands electric-hybrid fleet
 - City Council preview 10-26
 - City Council wrap up 10-26
 - Lynwood Park – park bond upgrades
 - Emory Institute ribbon cutting
 - City Centre Pop Ups update
 - Weekly eblasts

Engagement reports (October):

	Posts	Subscribers	Subscriber growth (1 mo.)
E-blasts/press releases	17	4,809	+ 5
Facebook	89	9,114	+ 37
Facebook (Spanish)	49	331	+ 20
Twitter	27	4,499	+ 10
NextDoor	20	24,521	+186
Instagram	61	3,301	+ 37
Instagram (Spanish)	41	660	+ 18
Brookhaven Alert	2	3,481	0



October 2021 Monthly Report

Presented by Renée Areng, Executive Director

- Supported the Mexican Consulate by sponsoring the artist for the Exhibit “El Arte de Reírnos de Nosotros Mismos” by Trino
- Partnered with the City of Brookhaven and We love Buford Highway to promote Hispanic businesses and experiences in Brookhaven for Hispanic Heritage Month through promotions and Food Truck Wednesday at Blackburn Park.
- Renée served as a virtual speaker for Travel Unity Virtual Summit on including DEI in brand strategy for a new destination.
- Brookhaven was selected to be the inaugural host of the Southeast Travel Unity Conference in March 2022, due to the City’s work in Social Justice and Explore Brookhaven’s receiving Certified Diversity Travel Professional.
- Explore Brookhaven team is participating in Destinations International Master Class on Equity, Diversity, and Inclusion. This is an 8 series class that will broadcast throughout 2021.
- Renée recently completed Certified Diversity Travel Professional program and has completed a Diversity, Equity, and Inclusion Business Plan for Explore Brookhaven.
- Renée was awarded *Master of Brand Science* for the work done in 2019 and applied through today for building, applying, and maintaining the Brookhaven Brand Strategy. A very select group have been awarded the Master of Brand Science. You can learn more [here](#).
- Explore Brookhaven has engaged with 3 outside contractors representing Brookhaven in Group meetings, international travel and creating a public relation footprint. We will keep you posted on success!

Information Technology: October 2021

General IT

- Four new servers for application upgrades
- Prepared surplus equipment for sale
- New plotter installed
- Added OnBase EP3 test to training computer for testing
- Installed DR application for Tyler Incode and Tyler 10 parallel testing
- Updated metadata field for City Clerk
- Worked on moving 126 volumes to new prod server
- Updated PDF printer in MinuteTraq
- Add/remove users in Tyler and business license modules.
- Added additional scanned permits and plans to Laserfiche for Community Development
- Met with HR to discuss Laserfiche paperless filing and retention
- Work on upgrade and migration of Laserfiche server
- Continue testing of Contract Routing process
- Extended Wi-Fi range at Briarwood
- Installed new WIFI Access point at Lynwood
- Implemented and configured internet and workstation activity and monitoring system
- GovDeals profits: \$1,347

Month	2014	2015	2016	2017	2018	2019	2020	2021
	Tickets Closed	Tickets Closed	Tickets Closed	Tickets Closed	Tickets Closed	Tickets Closed	Tickets Closed	Tickets Closed
Jan	161	138	205	173	227	221	223	164
Feb	148	229	205	176	185	194	210	136
Mar	162	257	194	199	152	315	259	170
Apr	297	335	186	183	196	270	174	149
May	270	262	201	191	263	258	141	141
Jun	203	351	150	190	210	162	198	161
Jul	148	235	159	202	375	161	185	192
Aug	117	279	178	185	286	253	209	207
Sep	183	193	215	162	206	172	149	194
Oct	209	262	183	218	248	206	208	191
Nov	196	209	138	145	248	164	171	
Dec	218	171	154	141	190	182	204	
Total	2,312	2,921	2,168	2,165	2,786	2,558	2,331	1,705

GIS

- Created traffic calming devices mapbook for public works and city council
- Created Citysourced internal dashboard
- Upgraded public facing web servers to TLS 1.3
- Created ROW pipe project database for Public Works grant application
- Completed FAA drone pilot training course (need to schedule test)

Police Department

- Onboarded 2 new hires
- Worked with vendor on accident diagram issue
- Worked with vendor on property module issue
- Updated phone menu recording
- Updated Police software suite to new version
- Established cyber training materials for user to complete
- 90% of all Windows devices are up to date to receive security updates
- Issued new laptops for night shift officers

Parks & Recreation: October 2021

Parks & Recreation
Parks/Facilities and Grounds Maintenance Monthly Report
October 2021

Monthly Work Order Summary (Internal w/Contractors)

- Work Orders -7
- Work Orders Completed - 7
- Work Orders Outstanding - 0

October 2021 Projects

- Overseed grass area at Gateway monument on Peachtree Road and the hillside area at Skyland Park
- Install signs at Ashford Elementary
- Install sign Tom Reilly Green Space
- Repair Sink at Briarwood Bathroom
- Install Dog Pots at Langford Park
- Install new Dog Pot at Georgian Hills
- Installed new benches at LaVista, Blackburn

October 2021 - Janitorial Totals

	Trash Bag Count	Toilet Paper	Doggie Pot	Hand Soap	Paper Towels
LaVista Park	8	NA	1	NA	NA
Peachtree Creek Greenway	38	NA	3	NA	NA
Ashford Park	36	12	3	4	4
Blackburn Park	479	11	22	5	12
Briarwood Park	71	7	3	3	8
Brookhaven Park	58	NA	19	NA	NA
Clack's Corner	3	NA	NA	NA	NA
Fernwood Park	3	NA	3	NA	NA
Georgian Hills Park	18	NA	4	NA	NA
Lynwood Park	41	12	0	4	8
Murphey Candler Park	176	21	4	6	3
Parkside Park	6	NA	0	NA	NA
Skyland Park	50	7	13	3	6
Totals	987	70	75	25	41

Parks & Recreation

Recreation Division Monthly Report
October 2021

October Program Revenue Brought in: \$6,468.00

- Recreation programs brought in: \$192.00
- Classroom/pavilion/community room/APB rentals brought in: \$5,516.00
- Non-resident fees brought in: \$360.00

Parks & Recreation

Athletics Division Monthly Report
October 2021

October Athletic Revenue Brought in: \$29,092.10

- Adult athletic programs brought in \$6,332.55
- Youth athletic programs brought in \$10,772.55
- Athletic fields/tennis court rentals brought in \$11,987.00

October 2021 Athletic Activities Currently in season are listed below:

Youth Athletics

- Murphey Candler girls' softball fall league
- Murphey Candler baseball fall league
- Concorde soccer fall soccer leagues
- Elevate sports academy basketball league/clinics
- Up4Tennis fall classes and private lessons
- UTA tennis fall youth leagues and lessons

Adult Athletics:

- Adult fall softball league
- Adult fall flag football leagues
- Adult fall kickball spring leagues
- Up4Tennis fall lessons and classes
- UTA tennis fall open play, leagues, and lessons at Blackburn Park

Athletic Participation Summary	October 2021
Adult fall Kickball	480
Adult fall Softball	880
Adult Flag Football	64
Adult Sand Volleyball	Season Ended
Youth Fall Soccer	725
Youth Football & Cheer	965
Youth Fall Baseball	689
Youth Fall Softball	427

Parks & Recreation
Aquatics Division Monthly Report
No Activity - October 2021

Parks & Recreation
Special Events Division Monthly Report
October 2021

October Special Events:

- 10/13 - Hispanic Food Truck Night (assisted with)
- 10/15 - Skyland Movie Night (Est 150 people)
- 10/28 - Howl-O-Ween (assisted with, Est 300 people)
- 10/29 - Paint the Park (Est 200 people)

Light Up Brookhaven:

- Secured 2 musical acts (Marist and Salvation Army Band)
- Secured RCS for production

2022 Cherry Blossom Festival:

- Working through sponsorship and what that will look like with Splash Festivals/Premier
- Working through Premier contract and what food/beverage/sponsorships will look like
- Working with Explore Brookhaven on brand refresh

EV Charging Station Monthly Report
October 2021

*Unique Drivers: The unique drivers' total shows how many different people have used your charging stations each month. A driver who charges many times in a given month will be counted only once that month.

January	111
February	112
March	137
April	133
May	155
June	142
July	149
August	177
September	161
October	162

*(The Unique drivers totals have been adjusted from the previous month to reflect full analytics vs. initial dashboard numbers.)

Sessions: A charging session happens when an EV plugs in and received energy for more than two (2) minutes. A single driver can have multiple charging sessions.

January	358
February	360
March	393
April	403
May	440
June	371
July	300
August	485
September	490
October	498

Energy: This is the amount of energy that has been dispensed by your ChargePoint Stations. Energy is measured in kilowatt hours (kWh) or, when necessary, megawatt hours (MWh).

January	4,237.297 (kWh)	4.237 (MWh)
February	3,852.540 (kWh)	3.853 (MWh)
March	4,757.725 (kWh)	4.758 (MWh)
April	4,282.811 (kWh)	4.283 (MWh)
May	3,202.254 (kWh)	3.202 (MWh)
June	3,113.013 (kWh)	3.113 (MWh)
July	2,972.212 (kWh)	2.972 (MWh)
August	3,975.424 (kWh)	3.975 (MWh)
September	3,544.404 (kWh)	3.544 (MWh)
October	5,123.843 (kWh)	5,124 (MWh)

Police: October 2021

Brookhaven Police Department Activity Summary Report			
	August 2021	September 2021	October 2021
Incidents Reported	726	635	634
Custodial Arrests	234	203	239
Accidents	191	189	202
Citations Issued	960	1,050	1,016
Residential Security Watches Requested	21	20	15
Field Interviews	41	54	44
Wanted People Apprehended	29	20	30
Brookhaven Police Department Activity Summary Report			
	August 2020	September 2020	October 2020
Incidents Reported	687	643	636
Custodial Arrests	205	215	201
Accidents	119	143	167
Citations Issued	853	1,023	1,173
Residential Security Watches Requested	11	15	10
Field Interviews	47	40	37
Wanted People Apprehended	20	25	16

Support Services – October 2021

- Community Engagement hosted three community events in partnership with GSP and houses of worship. The events included Coffee with a Cop at Dunkin’ Donuts, Food Truck at China Grove Baptist Church, and visiting local church services
- Community Engagement attended Halloween events at Lynwood Park United Church of God and Our Lady of Assumption Catholic Church

Community Engagement also attended the Plaza Fiesta Health Fair, where hundreds of attendees were offered our services and giveaways from various vendors.

Support Services

REPORTS	Officer Serrano	Officer Moore	Sergeant Martinez	Total
Incident Reports	7	2	0	9
Accident Reports	0	0	0	0
Patrol Assist	3	0	2	5
Court Assist	2	6	0	8
Arrests	4	0	0	4
Citations	2	0	0	0
Press Releases	1	0	0	1
Media Interviews	2	0	0	2
Community Meetings	13	55	8	76
Meeting Attendees	673	280	260	1,213
Community Contacts	67	200	70	337
Business Contacts	62	180	10	252

- In Addition, there were numerous media inquiries which were handled in addition to the social media posts

MONTHLY REPORT: Part-Time Officers	
POP Logged	2
Patrol Shifts	18
Citations	30
Warnings	67
Transport for Courts	28
Arrests	13
Child Safety Seat Install / Teen Driving Classes	0
Shifts Worked	36
Court Service Hours	83
Traffic Enforcement Hours	36
Fleet Service Hours	74
Transport Hours for Uniform Patrol/NET	0
Training Hours	128

Monthly Report: K-9 Officers	Sgt Fikes & K9 "Bane"	Officer Williams & K9 "Spock"	Officer Ritch & K9 "Koda"	Officer Nuttall & K9 "Lord"
Patrol Assist	61	123	37	0
Other Agency Assist	2	4	4	0
Training Hours	68	25	55	200
Search Warrants	0	0	0	0
Citations	1	29	4	0
Warnings	1	12	12	0
Field Interviews	0	0	0	0
Felony Arrests	0	1	0	0
Misdemeanor Arrests	0	4	0	0
City Ordinance Arrests	0	0	1	0
Wanted Person Located	0	2	0	0
K-9 Search (narcotics)	2	6	4	0
K-9 Tracks / Area Search	0	0	0	0
Building Search (for persons)	0	0	0	0
K-9 Related Arrests	1	0	0	0
K-9 Demonstrations / PR	0	1	2	0
Currency Seized	12,500.00	4,025.00	32,000.00	0.00
Marijuana Seized	20.0 grams	0.0 grams	14.0 grams	0.0 grams
Cocaine Seized	0.0 grams	0.0 grams	0.0 grams	0.0 grams
Methamphetamine Seized	15.0 grams	0.0 grams	0.0 grams	0.0 grams
Heroin Seized	0.0 grams	0.0 grams	0.0 grams	0.0 grams
Schedule Pills	0	0	0	0
MDMA Seized	0.0 grams	0.0 grams	0.0 grams	0.0 grams
Other Seized (LSD)	0.0 grams	0.0 grams	0.0 grams	0.0 grams

Additional Activities for K9 and N.E.T. Unit

- **NOTE:** Personnel are temporarily assigned to Uniform Patrol
- **NOTE:** In reference to N.E.T. Stats, there are currently no N.E.T. stats.

Monthly Report: Traffic Safety Unit	Officer Maria Jones
Total Pedestrian Stops	29
Total Motor Vehicle Stops	45
Total Citizen Contacts (combined Pedestrian & Traffic Violations)	74
Total Citations Issued	43
Total Warnings Issued	55

Felony Arrests	0
Misdemeanor Arrests	1
Arrest / Released on Copy	1
Wanted Persons Located	1

Additional Activities for Traffic Safety Unit

- Due to the Centers for Disease Control expected increase of COVID-19 infections, the Grant Officer was limited to grant enforcement and education activities during this month
- The Grant officer was on vacation for a week of this month

NOTE: The Brookhaven Police Department is excited to have been awarded the FFY 2019 Pedestrian Safety Grant by the Governor’s Office of Highway Safety (GOHS). This will be our third year participating in this Grant, which begins in October 2019. Officer Maria Jones serves as the Department’s Pedestrian Safety Officer and has done so since inception. The Brookhaven Police Department’s Pedestrian Safety Program has been a phenomenal success due to the hard work and determination set forth by Officer Jones. We look forward to another great year as we partner with GOHS to educate the public on pedestrian safety.

Criminal Investigations Division

October 2021 - Criminal Investigations Report	
Total Reports Handled	182
Total Reports Cleared	265
Cleared INACTIVE	161
Exceptionally Cleared	4
Unfounded	5
Cleared by Arrest	12
Arrest Warrants Obtained	4
Search Warrants Obtained	5
Total Cases “ACTIVE” on October 31, 2021	83



**ChatComm 911 Executive Overview
October 1, 2021 – October 31, 2021**

911 Answer Time: In October 2021, ChatComm 911 answered 92.9% of all incoming phone calls within ten seconds and 98.6% of all incoming phone calls were answered within thirty seconds.

Call Processing Time: This Month, ChatComm 911 processed 99% of all high priority calls for service and 94.5% of all low priority calls for service within sixty seconds.

Monthly Phone Call Volume: For the month of October 2021, ChatComm 911 handled a total of 31,271 phone calls.

- 74.7% (23,341) were incoming phone calls which are treated as potential emergencies and handled as 911 calls regardless of the line the call is received on
- 14,071 of those calls were received on the 911 trunks. 2,292 of the 911 calls received were abandoned 911 calls (where the caller disconnects the line prior to speaking with a calltaker)
- 6,978 calls were received on administrative and alarm lines but treated as 911 calls
- The remaining 25.3% (7,930) of the phone calls handled by ChatComm 911 in October 2021 were outgoing phone calls

Overall Phone Call Volume: Since September 2009, ChatComm 911 has answered a total of 3,039,056 incoming phone calls. Of those calls, 1,928,326 (63.5%) were received on 911 trunks and 1,110,730 (36.5%) came in on 10-digit phone lines.

Monthly Incident Volume: ChatComm 911 handled a total of 28,700 incidents in October 2021.

- 54% (15,410) of the incidents created were officer-initiated incidents, which include traffic stops, business & residential checks, and other calls created by officers
- 41.7% (11,972) of the incidents were dispatched incidents
- The remaining 1,348 (4.7%) of the incidents were transferred via CAD to Dekalb for EMS and Fire Dispatch
- Sandy Springs incidents comprised 39.6% (11,367) of the total incident volume
 - 9,145 incidents were Sandy Springs Police Department incidents
 - 1,256 incidents were for Sandy Springs Fire Rescue
 - 966 incidents were EMS calls for service in Sandy Springs
- Johns Creek incidents were 20.3% (5,836) of the total incident volume
 - 5,502 incidents were Johns Creek Police Department incidents
 - 443 incidents were for Johns Creek Fire Department
 - 341 incidents were EMS calls for service in Johns Creek

- Dunwoody incidents accounted for 12.3% (3,518) of the total incident volume
- Brookhaven incidents were 23.2% (6,661) of the total incident volume
- Dekalb Fire and EMS (for the Cities of Brookhaven and Dunwoody) incidents were 4.6% (1,318) of the total incident volume
 - 718 incidents were Fire calls for service in Brookhaven or Dunwoody
 - 600 incidents were EMS calls for service in Brookhaven or Dunwoody

Overall Incident Volume: By the end of October 2021, ChatComm 911 handled 4,224,631 incidents since “go-live” in September 2009. 3,745,880 (88.7%) of those were law enforcement incidents; 274,961 (6.5%) of those were fire department incidents; and 203,790 (4.8%) of those were EMS incidents.

EMD & EFD Compliance: For the month of October 2021, the quality assurance compliance score for EMD remains in compliance with levels set forth by the International Academies of Emergency Dispatch (90%).

- The Emergency Medical Dispatch QA compliance for October was 98%
- The Emergency Fire Dispatch QA compliance for October was 99%

Public Works: October 2021

Major Initiatives Completed

- Ashford Dunwoody / Dresden Dr. ATMS: The project is 95% completed. Installed the signal mast. Installed fiber optic cables. Scheduled completion dated is 11/21/21

Major Initiatives in Progress/Upcoming

- N. Fork Nancy Creek Streambank I: Planting schedule for the fall
- N. Fork Nancy Creek Streambank II: EPD Stream Buffer variance still in review
- Windsor Pkwy/Osborne Roundabout: Construction in progress. Speed humps were installed on Wimberly Rd, Victoria Street as extra safety measures during construction
- Northeast Expressway MUP: Excellere Construction: GDOT permits obtained. Notice to Proceed was issued on 10/25/21, and construction to begin on 11/08/21
- ST 08 - ADR/Windsor Pkwy Design: New Project team at CPL. New Project Manager at GDOT. Concept plans in review with State Organization
- ADR/Peachtree Rd Intersection: Construction in progress. Stormwater pipe redesign and GDOT permit in progress. Scheduled completion date of 12/31/21
- 2016 Briarwood Road sidewalks: Waiting on the utility relocation from Georgia Power. Atlanta Gas contractor relocating the gas lines
- Briarwood MUP (west end): Consultant to submit plans the first week of November. Right of Way documents sent to Attorney. The title search and appraisals in process
- 2021 Paving: DWM contractor are in the process of lowering the waterline on Apalachee and Cartecay. FDR in process on Citadel
- Peachtree Creek Greenway Phase II: New GDOT Project Manager. Draft proposal submitted to the city
- Peachtree Creek Greenway Phase III: Three companies have been selected for phase II selection of consultants. The second phase of SOQ' due 10/29/21
- Dresden Dr. Intersection Safety Analysis: The scope of services being expanded due to citizen input
- GDOT LMIG Safety Grant: Contract awarded to Sunbelt and Notice to Proceed issued on 11/02/21

Ongoing Coordination

- PTOG 5-year Grant coordination w/ PCID
- RTOP Coordination with GDOT – Signals on Peachtree Road, Clairmont Rd, Buford Hwy, & N. Druid Hills Road
- PTOG Coordination with PCIDs/GDOT – Signals on Ashford Dunwoody Rd from Lake Hearn to Johnson Ferry
- RTOP / PTOG: Program merged and changed to Sig-OPS
- PCIDs Public Works Committee – Coordination with PCIDs, Sandy Spring, Dunwoody
- Buford Hwy Streetscape/Sidewalk Project – No activity

Meetings Attended/Held

- 10/04/21 – Blackburn Park Meeting
- 10/05/21 – DMV Process meeting
- 10/11/21 – Project Management Training
- 10/12/21 – Dresden Drive Bi-weekly progress meeting
- 10/12/21 – TIP & Stormwater meeting with Patty Hansen
- 10/14/21 – PI0016056 Ashford Dunwoody & Windsor Pkwy meeting
- 10/15/21 – Johnson Ferry Rd / Nancy Creek WIP Grant project meeting
- 10/15/21 – Dresden Drive Traffic study update meeting
- 10/25/21 – Project Management Training
- 10/26/21 – Dresden Dr. Bi-weekly progress meeting
- 10/27/21 – Windsor /Osborne Road Closure meeting
- 10/28/21 – Brookhaven’s weekly check in meeting with CHOA
- 10/29/21 – GDOT Sig-Ops kick off meeting

ROW Encroachment Permits (including Dumpsters/Road Closures)

- Permits issued YTD: **517**
- Permits issued this month: **39**

**Completed Work Orders
Stormwater Performance Measures (OPTECH)**

October 2021			
ENTITY GROUP	WORK ORDERS ASSIGNED	COMPLETED WITHIN TARGET TIME FRAME	MONTHLY PERFORMANCE PERCENTAGE
Priority 1	0	0	0%
Priority 2	0	0	0%
Priority 3	15	12	80%
Total	15	12	80%

Maintenance Work Performance Measures (OPTECH)

October 2021			
ENTITY GROUP	WORK ORDERS ASSIGNED	COMPLETED WITHIN TARGET TIME FRAME	MONTHLY PERFORMANCE PERCENTAGE
Priority 1	1	1	100%
Priority 2	7	6	86%
Priority 3	19	10	53%
Total	27	17	63%

CIP Performance Measures (LOWE)

SIDEWALK: YEAR TO DATE		
Number of Sidewalks funded by Council in 2021	Number of Sidewalks completed in 2021	ANNUAL PERFORMANCE PERCENTAGE
0	0	0%

Service Request

2021	Jan	Feb	Mar	Apr	May	Jun	Jul	Aug	Sep	Oct	Nov	Dec	TOTAL
Curb and Gutter	3	6	8	11	13	11	3	4	5	3			67
Downed Lines	0	0	4	1	3	2	1	0	4	0			15
Pavement/Potholes	15	22	20	21	14	26	22	15	17	21			193
Right of Way/Trash	3	10	7	7	6	9	7	8	5	2			64
Sidewalk	8	6	8	8	6	3	2	8	4	10			63
Stormwater	9	5	11	20	33	11	13	8	10	5			125
Streetlights	5	5	6	1	3	5	1	3	8	4			41
Street Sign	7	10	17	5	6	13	14	8	7	6			93
Street Striping	1	1	0	0	0	1	1	2	0	0			5
Traffic Signal	3	4	3	1	2	0	0	2	1	4			20
Trees	3	0	0	0	7	6	8	12	1	0			37
Total Service Requests	57	69	84	75	93	87	71	70	62	55			723

Completed Work Orders

2021	Jan	Feb	Mar	Apr	May	Jun	Jul	Aug	Sept	Oct	Nov	Dec	TOTAL
Street Maintenance	Closed	Closed	Closed	Closed	Closed	Closed	Closed	Closed	Closed	Closed	Closed	Closed	Closed
Sidewalk Repairs	4	1	4	4	2	3	2	6	5	5			36
Curb Repairs	0	6	5	1	8	10	1	3	3	5			42
Potholes	6	6	13	2	7	5	9	5	10	5			68
Patching	3	6	2	4	4	4	3	6	1	8			41
Street Lights	1	0	0	0	0	0	0	0	0	0			1
Signs	9	3	17	4	5	5	8	14	3	11			79
Traffic Signals													
Signal Repairs	8	4	11	4	15	7	4	2	11	10			76
ROW Maintenance													
Striping	0	0	0	0	0	0	0	0	0	3			3
Tree Removal	3	2	0	3	2	5	9	20	3	1			48
ROW Maintenance	4	6	10	2	3	17	7	9	6	10			74
Stormwater													
Stormwater	20	13	12	6	18	11	10	20	12	11			133
Total work orders	58	47	74	30	64	67	53	85	54	69	0	0	601

Finance: October 2021

October 2021 Financial Report in Brief

The October financial statements are presented in comparative form to provide context regarding various revenues and expenditures that are “seasonal” in nature. The significant General Fund revenues that are not typically received each month include (1) property taxes (billed Sept 1 and collected thereafter), (2) franchise fees (larger utility provider remits in 1st quarter of year with other utilities remitting quarterly), (3) business and occupational taxes (renewals are due April 30th), (4) insurance premium tax and fees (collected and remitted by State; Oct 15th), and (5) alcohol licenses. Operationally, the expenditures are not subject to “seasonal” variances, but the acquisition of capital items can be arbitrary from one year to the next.

General Fund Summary

Total General Fund revenues through September 2021 were \$905,828 less than they were this time last fiscal year. Intergovernmental Revenue increased by \$2,156,371 compared to the previous fiscal year at this time primarily due the receipt of Coronavirus Fiscal Recovery Funds in 2021 in accordance with the American Rescue Act Plan. Licenses & Permits decreased by \$4,651,098 compared to this time in the prior year primarily due to hospital building & trade permits issued in 2021 to the Children’s Healthcare of Atlanta. Title Ad Valorem Tax (TAVT increased by \$476,587 and) and property tax revenue increase by \$723,515 in 2021. Charges for Services increased by 129,830 due to things getting back to normal in the Parks & Recreation Department and significant increases in pavilion rentals and recreation program fees revenue collected compared to the prior year.

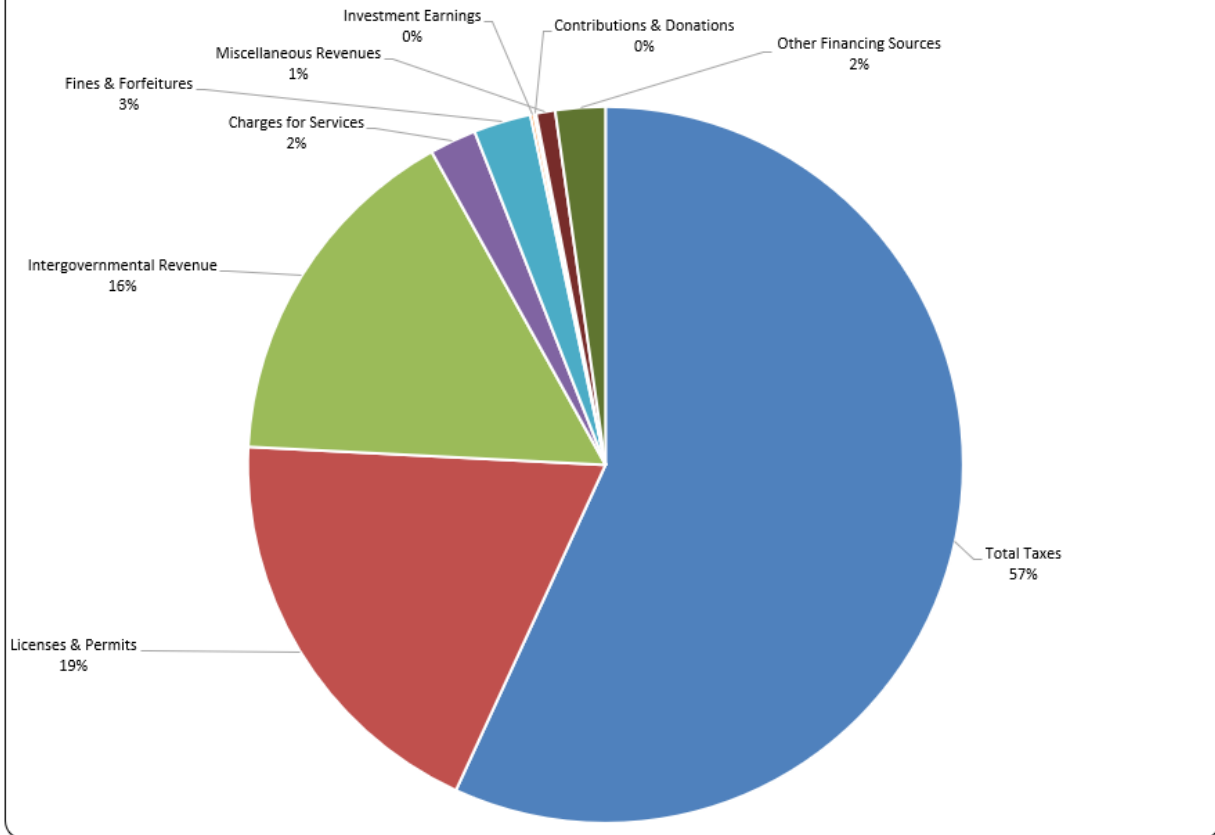
General Fund expenditures increased compared to last year at this time by \$2,298,133. The General Government expenditures decreased by \$1,571,343 compared to the previous fiscal year at this time. This decrease in expenditure is primarily due to the Brookhaven Heights property purchase in 2020. Other Financing Uses increased by \$1,279,656 compared to the prior fiscal year mainly due to the property lease payments to the Brookhaven Public Facilities Authority for the property located at 1382 Dresden Drive. Culture & Recreation expenditures increased by \$1,470,074 compared to last year at the same time due to expenditures incurred for the Cherry Blossom Festival & Summer Block Party, the acquisition of real property, and the initial capital investment for bringing in-house the Parks Operations function. Public Safety expenditures increased by \$993,864 due to costs associated with personal services. Expenditures for the Economic Development function increased by \$281,044 due to legal invoices related to development activities at the city incurred in the current year.

City of Brookhaven
BUDGET COMPARISON REPORT - GENERAL FUND - REVENUES
For The Month Ended October 31, 2021

	2020 Amended Budget	2020 YTD Transactions	2021 Amended Budget	2021 YTD Transactions	Variance from Budget	% of Annual Budget
Property Tax	\$ 9,752,088	\$ 5,544,833	\$ 11,126,097	\$ 6,268,348	\$ (4,857,749)	56.34%
Motor Vehicle Tax & Title Ad Valorem Tax	779,442	1,026,130	689,850	1,502,718	812,868	217.83%
Recording Intangible Tax	66,096	143,742	120,643	209,988	89,345	174.06%
Real Estate Transfer Tax	25,000	38,293	53,338	63,994	10,656	119.98%
Franchise Tax	3,625,000	572,074	3,625,000	804,760	(2,820,240)	22.20%
Alcoholic Beverage Excise Tax	1,122,000	902,299	1,196,398	989,670	(206,728)	82.72%
Energy Excise Tax	220,000	114,579	172,811	87,494	(85,317)	50.63%
Motor Vehicle Rental Excise Tax	273,734	31,692	150,000	41,545	(108,455)	27.70%
Business & Occupational Tax	2,170,000	1,596,538	1,800,000	1,414,601	(385,399)	78.59%
Insurance Premium Tax	3,553,650	4,009,562	3,798,917	4,164,240	365,323	109.62%
Financial Institutions Tax	67,734	66,917	67,734	41,741	(25,993)	61.62%
Penalties & Interest	57,887	22,949	65,992	48,936	(17,056)	74.15%
Total Taxes	21,712,631	14,069,608	22,866,780	15,638,035	(7,228,745)	68.39%
Licenses & Permits	3,120,000	9,858,835	3,133,000	5,207,737	2,074,737	166.22%
Intergovernmental Revenue	400,000	2,275,946	196,739	4,432,317	4,235,578	2252.89%
Charges for Services	632,650	451,271	478,873	581,101	102,228	121.35%
Fines & Forfeitures	1,225,000	845,590	1,225,000	712,781	(512,219)	58.19%
Investment Earnings	50,000	159,047	50,000	44,712	(5,288)	89.42%
Contributions & Donations	-	57,250	-	27,050	27,050	0.00%
Miscellaneous Revenues	82,000	65,869	361,000	237,412	(123,588)	65.77%
Other Financing Sources	8,084,605	621,691	8,514,450	618,133	(7,896,317)	7.26%
TOTAL REVENUES	\$ 35,306,886	\$ 28,405,106	\$ 36,825,842	\$ 27,499,278	\$ (9,326,564)	74.67%

* Investment Earnings to be distributed to the appropriate funds at the end of each quarter

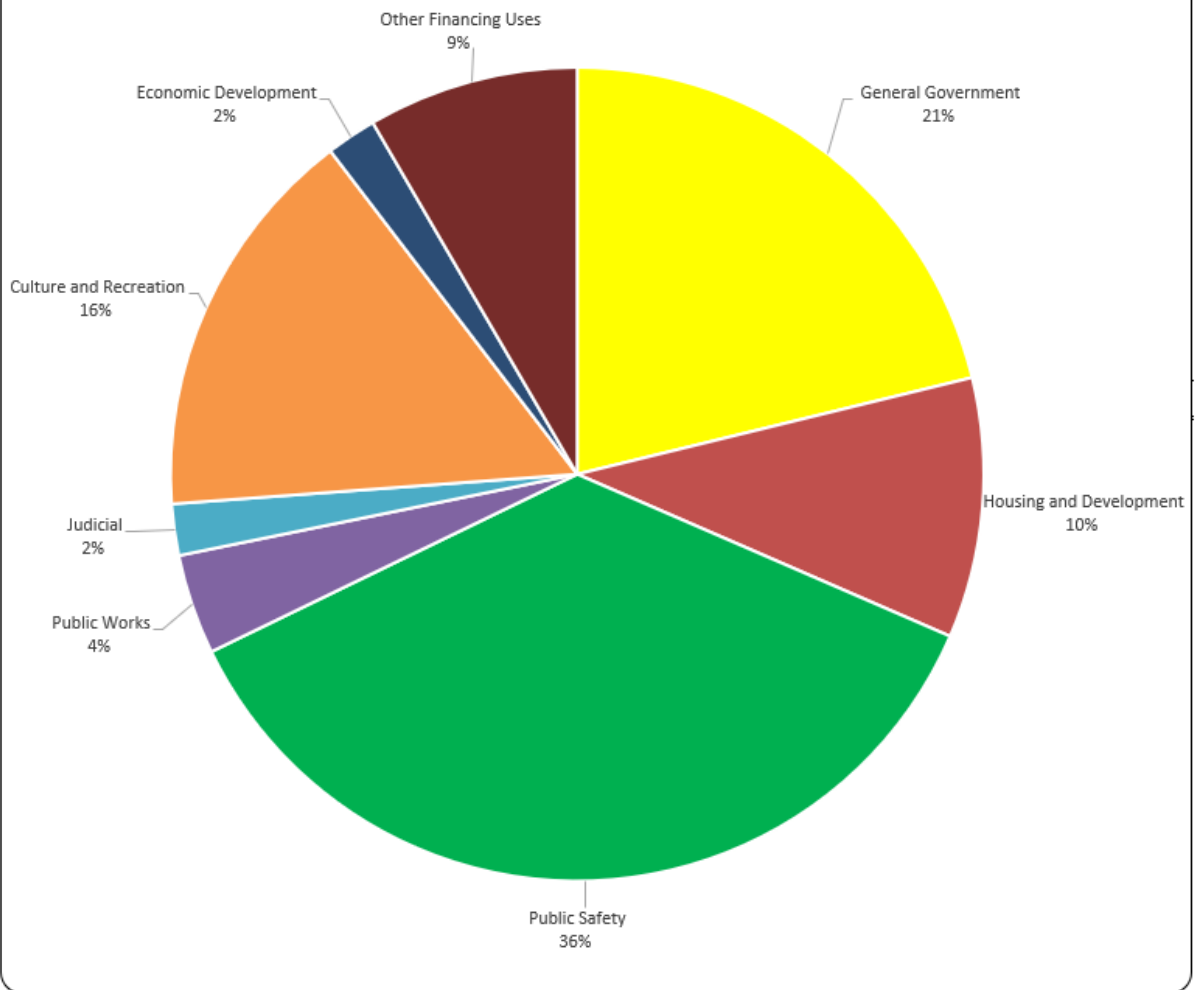
GENERAL FUND REVENUES BY SOURCE (October 2021 YTD)



**City of Brookhaven - YTD through October 31, 2021
Budget Comparison for General Fund Expenditures**

Governmental Function	2020 Amended Budget	2020 YTD Transactions	2021 Amended Budget	2021 YTD Transactions	Variance from Budget	% of Annual Budget
General Government	\$ 9,069,663	\$ 7,081,526	\$ 7,505,347	\$ 5,510,183	\$ 1,995,164	73.42%
Housing and Development	3,745,855	2,599,967	4,326,330	2,690,062	1,636,268	62.18%
Public Safety	11,552,520	8,446,440	11,721,667	9,440,304	2,281,363	80.54%
Public Works	1,581,051	1,144,877	1,615,554	1,035,521	580,033	64.10%
Judicial	874,735	667,090	1,034,261	531,188	503,073	51.36%
Culture and Recreation	3,518,276	2,635,698	4,846,191	4,105,772	740,418	84.72%
Economic Development	327,864	238,457	606,316	519,501	86,815	85.68%
Other Financing Uses	4,636,922	901,587	5,170,176	2,181,243	2,988,933	42.19%
TOTAL EXPENDITURES	\$ 35,306,886	\$ 23,715,642	\$ 36,825,842	\$ 26,013,775	\$ 10,812,067	70.64%

GENERAL FUND EXPENDITURES BY GOVERNMENTAL ACTIVITY
(October 2021 YTD)



General Fund Balance Reserves

The City has reserved a portion of fund balance to account for City programs. The Tree Fund, Sidewalk Fund, and Police Donations are three examples of City programs that are preserved in the general fund.

Tree Fund Conservancy

Established via City Ordinance, Chapter 14, Section 14-47, the receipts or contributions are part of the "alternative compliance" with the City's tree ordinance. It is only after determination that recompense trees do not fit on a redeveloped site, would a contribution be made. Expenses are basically limited to the purchase/installation of trees in parks, right-of-ways, and other City-owned or leased property.

Balance at December 31, 2020		<u>\$63,735</u>
Receipts	\$105,773	
Disbursements	\$26,816	
Balance at October 31, 2021		<u>\$142,692</u>



Sidewalk Program Fund

Established by City Ordinance, Chapter 14, Section 14-353, the receipts or contributions for payment in-lieu of sidewalk construction shall be in accordance with a schedule recommended by the Public Works Department and adopted by the city council in January of each year based on the City sidewalk construction cost during the previous calendar year.

Balance at October 31, 2021	<u>\$472,148</u>
-----------------------------	------------------

Police Programs/Activities

An important element of community policing is the various police department programs and activities that promote interaction with our citizens and our police department. Whether the resources are provided to support general policing or the community programs, the receipts and disbursements are segregated to promote their designated purposes.

Police Programs	Balance 2020	Receipts	Disbursements	Balance October 31, 2021
Explorer Program	\$ 9,155	\$ 1,571	\$ (210)	\$ 10,516
Shop with a Badge/Cop	36,407	24,444	(3,000)	57,851
General PD Donations	11,331	-	-	11,331
K9 Donations	9,040	1,035	-	10,075
Police Bike Fund	1,627	-	-	1,627
Totals	<u>\$ 67,560</u>	<u>\$ 27,050</u>	<u>\$ (3,210)</u>	<u>\$ 91,400</u>