



TO: Mayor and City Council
FROM: Christian Sigman, City Manager
DATE: June 15, 2021
SUBJECT: May 2021 Departmental Highlights

Please feel free to contact me should you have any questions.

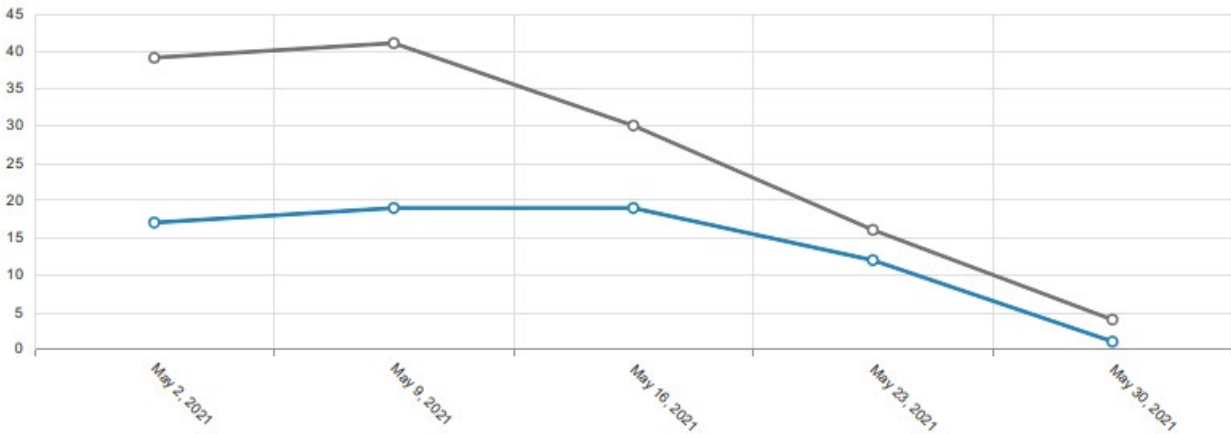
Index

BROOKHAVEN CONNECT METRICS.....	2
COMMUNITY DEVELOPMENT.....	5
MUNICIPAL COURT.....	10
CITY CLERK.....	12
COMMUNICATIONS.....	15
TOURISM	16
INFORMATION TECHNOLOGY	18
PARKS & RECREATION	20
POLICE	26
CHATCOMM 911	30
PUBLIC WORKS.....	32
FINANCE	35

Brookhaven Connect Metrics: Monthly of May 2021

*Brookhaven Connect is a citizen powered system with requests coming directly from the citizens of Brookhaven. These statistics do not represent the entirety of the work loads assumed by City departments.

Open /Close by Day

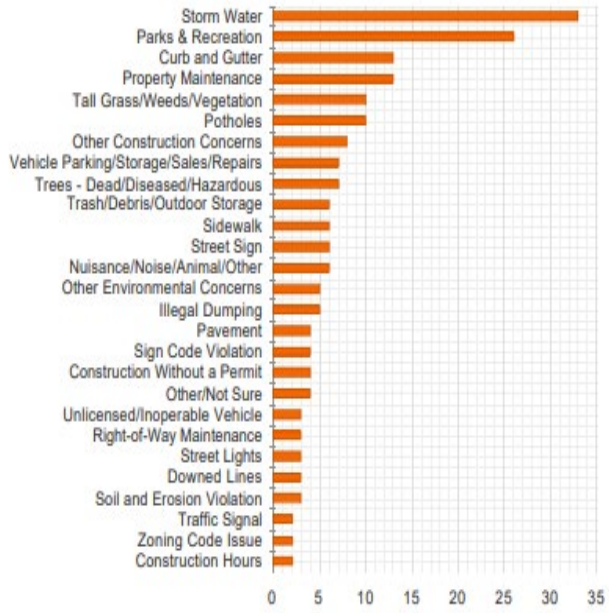


- Of the 198 service requests that were created, 130 have been closed (this includes duplicate requests) with 68 remaining open.
- Total requests that remain open since the beginning of the year is 225, this includes the month of May.
- To date, there are 2,250 registered Brookhaven Connect users; this represents an increase of 120 users since the beginning of the year.

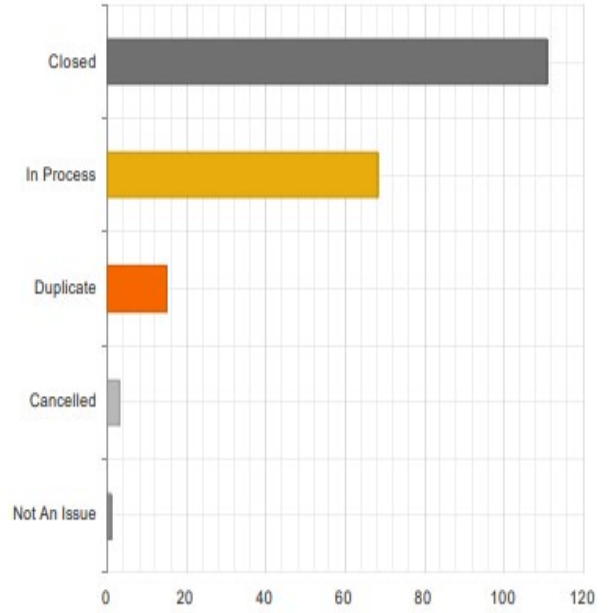
Statistics

Total Reports Created	198
Total Reports Open	68
Total Reports Closed	130
Average Reports Created per Day	6.387
Average Reports Closed per Day	4.194
Average Time to Close	4.556 Days
Fastest Closed Request Type	Parks & Recreation (.001 Days)
Slowest Closed Request Type	Storm Water (29.971 Days)
Most Common Request Type	Storm Water
Least Common Request Type	Construction Hours

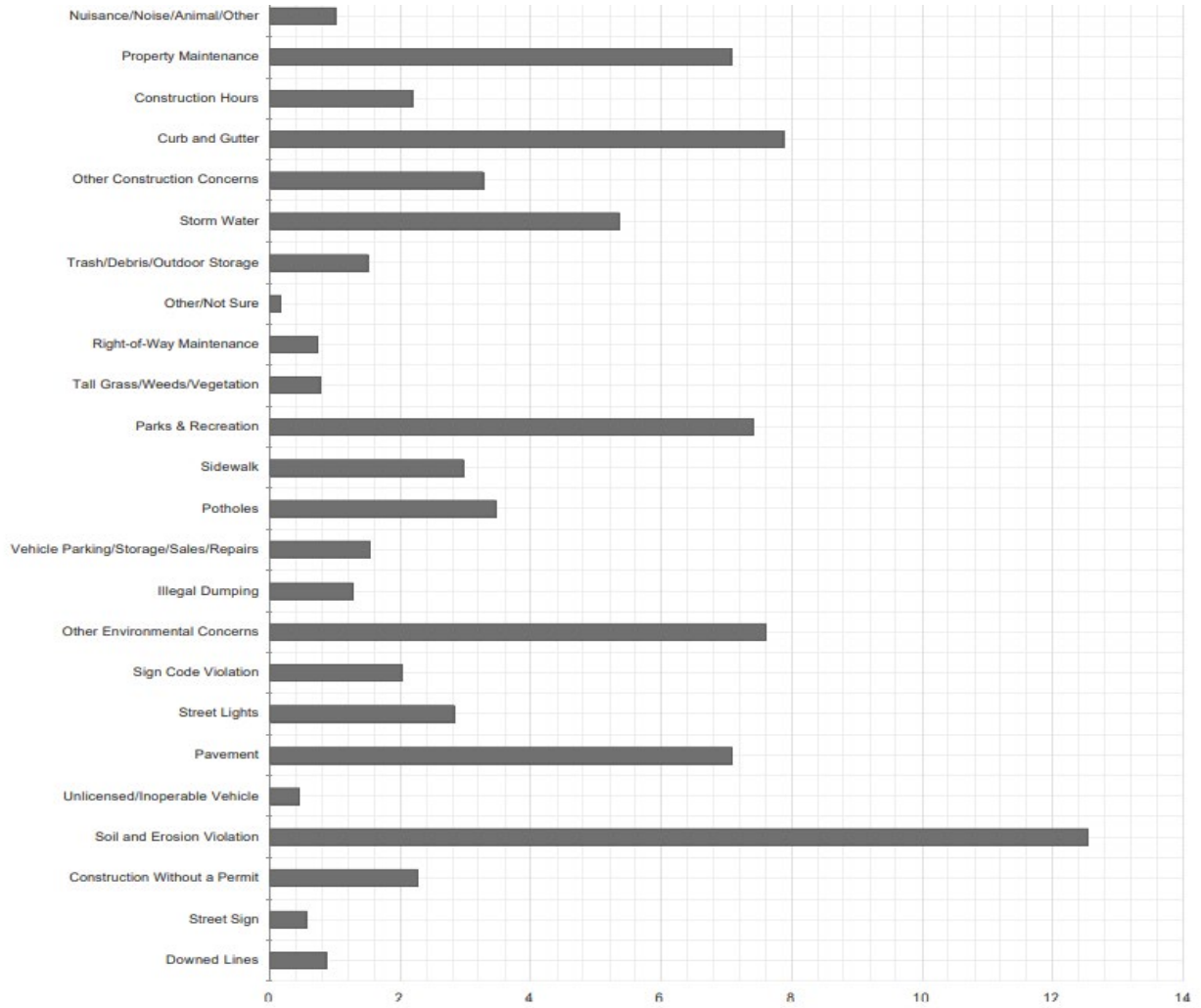
Request by Type



Request by Status



Average Days to Close per Request Type



Community Development: May 2021

Community Development 2021 Building Permits													
	Jan	Feb	Mar	Apr	May	Jun	Jul	Aug	Sep	Oct	Nov	Dec	Total
All	321	299	404	397	295								
New Single Family	40	14	17	18	20								
New Multi Family	0	0	0	0	0								
New Single Family	10	6	10	10	4	10	21	10	46	16	30	27	200
New Multi Family	1	0	1	1	2	0	0	1	0	0	1	0	7

Community Development 2020 Building Permits													
	Jan	Feb	Mar	Apr	May	Jun	Jul	Aug	Sep	Oct	Nov	Dec	Total
All	316	409	323	219	225	360	359	304	336	328	337	274	3,790
New Single Family	23	32	32	23	14	27	19	29	10	14	20	9	252
New Multi Family	0	0	0	0	0	0	0	0	0	0	0	0	0

Community Development 2019 Building Permits													
	Jan	Feb	Mar	Apr	May	Jun	Jul	Aug	Sep	Oct	Nov	Dec	Total
All	285	299	320	293	238	219	290	323	361	497	304	241	3,670
New Single Family	10	6	10	10	4	10	21	10	46	16	30	27	200
New Multi Family	1	0	1	1	2	0	0	1	0	0	1	0	7

Community Development BOA/Variances Filed in May 2021

File #	Address	Scope	Hearing Date
VAR21-00024	1444 LaVista Road	Front street and interior side setback reduction	6/16/21
VAR21-00025	1267 North Druid Hills Road	Increase impervious coverage, reduce accessory structure side yard and retaining wall setback	6/16/21
VAR21-00026	1670 & 1690 Northeast Expressway	Modify bike parking, open space, and streetscape requirements and transitional buffer reduction	6/16/21
VAR21-00027	1143 Brookhaven North Circle	Increase impervious coverage and reduce rear yard setback	6/16/21
VAR21-00028	4174 Oak Forest Drive	Increase front door threshold	6/16/21
VAR21-00029	1396 & 1400 Lake Hearn Drive	Modify grading and environmental control requirements	6/16/21
VAR21-00030	2517 Drew Valley Road	Reduce average front yard setback and rear yard setback, and increase retaining wall height	6/16/21

Community Development BOA/Variations Heard in May 2021

File #	Address	Scope	Hearing Date	Action
VAR21-00015	1104 Oakland Trace	Maximum impervious coverage increase and rear yard setback reduction	5/19/21	Approval Conditional
VAR21-00017	1302 Sunland Drive	Side and rear yard setback reduction	5/19/21	Approval Conditional
VAR21-00018	1177 Victoria Street	Increase in impervious coverage and reduction of accessory structure setback	5/19/21	Approval conditional for the Impervious coverage. Accessory structure setback was Withdrawn.
VAR21-00019	1170 Chalfont Walk	Increase impervious coverage and accessory structure setback reduction		Approval Conditional
VAR21-20	2764 Grove Street	Reduce front street setback and interior side yard	5/19/21	Approval Conditional for front street setback. Interior side was Denied.
VAR21-21	2768 Grove Street	Front street and interior side setback reduction	5/19/21	Approval Conditional for front street setback. Interior side was Denied.
VAR21-22	1001, 2002, 3003, & 4004 Summit Boulevard	Increase in sign allotment & sign size	5/19/21	Approval Conditional for sign allotment. Sign size was Denied.
VAR21-23	2352 Loraine Street	Stream buffer, increase in impervious coverage, and reduction of accessory structure side setback	5/19/21	Deferred to 6/16/21

Community Development Rezoning Filed in May 2021 – None

File #	Address	Scope	PC Hearing Date	CC Hearing Date
N/A				

Community Development Rezoning Heard in May 2021 - None

File #	Address	Scope	PC Hearing Date	PC Rec	CC Hearing Date	CC Rec
N/A						

Code Enforcement Activity May 2021

Inspections & Follow-ups	1,483
Violations	333
Violations Created Per Day	17
Courtesy Warnings/Placards	128
Residential Citations	0
Commercial Citations	1
Total Street Miles Patrolled	2,404
Total Requests Created	126
<i>Department-Generated Inspections</i>	62
<i>Brookhaven Connect/CitySourced Requests Created (public generated)</i>	64
Brookhaven Connect/CitySourced Requests Received / In Process	26
Brookhaven Connect/CitySourced Requests Closed / Abated / Duplicated / Not an Issue	38
Average # of Reports Created per Day	2
Average # of Reports Closed per Day	1
Average Time to Close	2 days
Signs Removed	78

Building Inspection Activity May 2021

Plan reviews	122
Building inspections	956
Building inspections percent pass/fail	77%/23%

Fire Marshal Activity May 2021	
Plan reviews	85
Inspections	49
Inspections percent pass/fail	100%/0%
Business inspections	69
Business inspections pass/fail	13%/97%

Key Land Development Activity/Review May 2021	
Land Development Enforcement & Inspection Activity	
Tree removal permits	38
Stop Work Orders issued	5
Courtesy warnings issued (Notice of violation)	35
Environmental Inspections	277
Environmental Court Summons	0
N/A	
Land Disturbance Permit Review	10
Perimeter Summit Site Renovation – 1001 Summit Boulevard	
MCP Community Green – 4051 Candler Park	
Manor at Druid Hills – 2601 Briarcliff Road	
Cross Keys HS Turk Renovation – 1626 North Druid Hills Road	
Floor & Décor Brookhaven – 1690 Northeast Expressway	
Evin’s Walk – 2096 Pine Cone Lane	
MCP Scout Hut Demo – 4051 Candler West	
City of Brookhaven Safety Building – 1793 Briarwood Road	
The Bromley at Lenox Park – 1045 Lenox Park Boulevard	
Buckhead Valley detention pond – 1723 Buckhead Valley Lane	
Land Disturbance Permits Approved	4
CHOA – Admin support office building – 1577 Northeast Expressway	
CHOA support parking deck – 1911 Cliff Valley Way	
CHOA support building II – 1597 Northeast Expressway	
The Park at Ashford – Ashford Dunwoody Road	
Plat Review Activity	4
1230 Kendrick Road Lot Split	
1329 – 1331 Sylvan Circle Reconfiguration	
1140 Goodwin Place Lot Split	
4407 & 4410 Ashwoody lot consolidation – 4410 Ashwoody Trail	
Plats Approved	2
The Preserve at Lenox Park – 1045 Lenox Park	
Dresden Village Reconfiguration – 1730 Dresden Drive	

Municipal Court: May 2021

2021

	Jan	Feb	Mar	Apr	May	Jun	Jul	Aug	Sep	Oct	Nov	Dec	YTD
Case Filings	399	472	587	590	676								2724
Number of Court Dockets	4	15	19	17	17								72
Number of Defendants on dockets	53	315	472	454	465								1759
Number of Cases on Dockets	94	510	681	765	708								2758

Due to Covid-19, after the first week, court appearances in January were cancelled.

2020

	Jan	Feb	Mar	Apr	May	Jun	Jul	Aug	Sep	Oct	Nov	Dec	YTD
Case Filings	918	686	428	73	214	472	286	407	430	572	445	389	5320
Number of Court Dockets	8	8	5	0	0	4	15	19	15	17	16	11	118
Number of Defendants on dockets	492	457	255	0	0	64	326	355	358	479	510	324	3620
Number of Cases on Dockets	730	719	382	0	0	146	538	590	605	764	817	808	6099

Court Collections & Agencies Payments

Base Fine	67,323.37
Contempt Charge	341.00
Processing Fee	12,637.24
Cash Bonds	38,383.00
Indigent App Fee	0.00
Revenue Collected-Diverse Agencies	24,159.99
Pre-Trial Fee	0.00
CB-Applied	6,048.00
Bond Forfeiture	0.00
Overage	0.00
Restitution	0.00
NSF	0.00
Monthly Cash Collections	148,892.60
Paid to Diverse Agencies	24,159.99
Cash Bond Refunds/Returned	2,994.00
Overage Refund	0.00
Restitution Paid	0.00
Total Paid Out	27,153.99
NET	121,738.61

Office of City Clerk: May 2021

City Clerk's Office and Legislative Activities – May 2021		
	Open Record Requests	64
	Agendas/Agenda Packets Managed (Included Audit Comm., Dev. A., Charter Comm., And Facilities Authority)	5
Virtual Meetings Held	Minutes Composed (Council, Dev. Auth., and Facilities Authority)	5
Virtual Meetings Held	Executive Sessions Held (Council and Dev. Auth. Only)	0
Ordinances/No.	May 2021 – Description	Appr. Date
ORD 2021-05-01	Reapportionment of Districts – 2 nd Adoption	05/04/2021
ORD 2021-05-02	Amending FY 2021 Budget – Cherry Blossom Block Party	05/04/2021
ORD 2021-05-03	Extending Declaration of Emergency – June 18	05/04/2021
ORD 2021-05-04	Amending FY 2021 Budget – for 1382 Dresden Drive	05/04/2021
ORD 2021-05-05	Amending FY 2021 Budget – Langford Park Project	05/25/2021
ORD 2021-05-06	Amending FY 2021 Budget – Dresden Drive LED Light Conversion	05/25/2021
ORD 2021-05-07	Amending FY 2021 Budget – Emergency Drainage Sinkhole Repair	05/25/2021
Resolutions/No.	May 2021 – Description	Appr. Date
RES 2021-05-01	Budget Amendment – Public Facilities Authority Purchase Prop.	05/04/2021
RES 2021-05-02	PSA Facilities Authority 1382 Dresden Drive	05/04/2021
RES 2021-05-03	Accepting Coronavirus Fiscal Recovery Funding from US Treasury	05/25/2021
Department	Contracts/Agreements Approved by Council – May 2021	Appr. Date
City	IGA with Public Facilities Authority – 1382 Dresden Drive	05/04/2021
Public Works	Purchase Order – RESS – Emergency Drainage System Repair	05/04/2021
Parks and Rec	Task Order from Lose & Associates – Murphey Candler Trail	05/25/2021
Parks and Rec	YMCA of Metro Atlanta – Use of Large Pavilion and Open Space at Blackburn Park for Summer Camp Activities	05/25/2021
Parks and Rec	Excellere Construction LLC – Design/Build for Murphey Candler Park North Boardwalk	05/25/2021
Parks and Rec	Clerk, Patterson Lee Additional Professional Services	05/25/2021
	Appointments – May 2021	Appr. Date
	None	
	Proclamations and Presentations – May 2021	Date
Mayor and Council	Recognition of City Clerk's Week	05/04/2021
Department	Plans, Studies, and Policies Approved by Council – May 2021	Appr. Date
	None	

Open Records Completed Requests – Office of City Clerk – May 2021

Date of Request	Request #	Name	Description
4/26/2021	PRR-321-2021	Michael Runestad	Briarwood Field Phase III Information
4/26/2021	PRR-322-2021	Michael Runestad	Clarification on Records Provided
4/28/2021	PRR-327-2021	Charysse Alexander	Perez File
4/29/2021	PRR-328-2021	Sara Coburn	Annual Report Cost
4/30/2021	PRR-329-2021	Clashawn Grant	Information on 18 274 04 286
4/30/2021	PRR-330-2021	Clashawn Grant	Information on 18 274 285
4/30/2021	PRR-331-2021	Clashawn Grant	Information on 18 274 293
4/30/2021	PRR-332-2021	Ryan Esparza	Property Survey
5/3/2021	PRR-333-2021	Sonial Patel	Building Plans
5/3/2021	PRR-334-2021	Stefani Daub	Building Permits List
5/3/2021	PRR-335-2021	Stefani Daub	New Business List
5/3/2021	PRR-336-2021	Terrell Carstens	Unedited Chamber's Video
5/3/2021	PRR-337-2021	Clashawn Grant	Information on 18 240 04 008
5/3/2021	PRR-338-2021	Eric Warshal	Business License List
5/3/2021	PRR-339-2021	Clashawn Grant	Information on 18 242 02 013
5/3/2021	PRR-340-2021	Clashawn Grant	Information on 18 242 07 011
5/3/2021	PRR-341-2021	Clashawn Grant	Information on 18 272 11 040
5/3/2021	PRR-342-2021	Brittany Esparza	Property Survey
5/4/2021	PRR-343-2021	Clashawn Grant	Information on 18 238 05 026
5/4/2021	PRR-344-2021	Clashawn Grant	Information on 18 239 11 012
5/4/2021	PRR-345-2021	Manuel A. Sanchez	Building Drawings for 1874 Skyfall Circle
5/4/2021	PRR-346-2021	Clashawn Grant	Information on 18 202 07 007
5/4/2021	PRR-347-2021	Clashawn Grant	Information on 18 243 11 032
5/4/2021	PRR-348-2021	Clashawn Grant	Information on 18 199 15 070
5/4/2021	PRR-349-2021	Natalie Roberts	911 Calls
5/4/2021	PRR-350-2021	Clashawn Grant	Information on 18 237 14 034
5/4/2021	PRR-351-2021	Clashawn Grant	Information on 18 278 03 017
5/4/2021	PRR-352-2021	Gina Gianfagna	Insurance Carries for the City
5/5/2021	PRR-353-2021	Aiya Abad	Tax Abatements Documents
5/5/2021	PRR-354-2021	Clashawn Grant	Information on 18 241 17 024
5/5/2021	PRR-355-2021	Clashawn Grant	Information on 18 241 17 022
5/5/2021	PRR-356-2021	Clashawn Grant	Information on 18 241 17 007
5/6/2021	PRR-357-2021	Clashawn Grant	Information on 18 271 08 023

5/6/2021	PRR-358-2021	Robin Davis	April's Building Permits List
5/7/2021	PRR-359-2021	Joseph C Clark	Blueprints for 2910 Clairmont Road
5/7/2021	PRR-360-2021	Clashawn Grant	Information on 18 243 11 006
5/7/2021	PRR-361-2021	Clashawn Grant	Information on 18 271 13 023
5/7/2021	PRR-362-2021	Clashawn Grant	Information on 18 237 05 023
5/7/2021	PRR-363-2021	Clashawn Grant	Information on 18 236 11 028
5/11/2021	PRR-364-2021	Candyce James	Salaries Information
5/12/2021	PRR-365-2021	Gina Gianfagna	Finance Disclosures Records
5/12/2021	PRR-366-2021	Evas Healthcare LLC	Information on Ayanna Hudson
5/12/2021	PRR-367-2021	Walt Parker	LDP for Osborne Road and Caldwell Road
5/13/2021	PRR-368-2021	Clashawn Grant	Information on 18 272 12 029
5/13/2021	PRR-369-2021	Clashawn Grant	Information on 18 272 12 017
5/13/2021	PRR-370-2021	Clashawn Grant	Information on 18 272 11 023
5/13/2021	PRR-371-2021	Clashawn Grant	Information on 18 272 05 021
5/13/2021	PRR-372-2021	Josh Huffaker	Information on 2481 Drew Valley Road
5/13/2021	PRR-373-2021	Steven Crittenden	Information on Alta Vista Drive
5/16/2021	PRR-374-2021	Paul Nielsen Alcayro	Open Code Violation List
5/17/2021	PRR-375-2021	Clashawn Grant	Information on 18 201 01 075
5/17/2021	PRR-376-2021	Clashawn Grant	Information on 18 201 01 077
5/17/2021	PRR-377-2021	Clashawn Grant	Information on 18 201 01 080
5/18/2021	PRR-378-2021	Lance Frick	Plans for 3136 Lanier Drive
5/19/2021	PRR-379-2021	Iman Alae	Easement for South Bamby
5/19/2021	PRR-380-2021	Laura Gonzalez	Information on Police Case
5/20/2021	PRR-381-2021	Roxanne Scott	FLO Analytics Contract
5/20/2021	PRR-382-2021	Barry Ballow	Code Enforcement Information on 2010 Curtis Drive
5/20/2021	PRR-383-2021	Barry Ballow	Building Permits Information on 2010 Curtis Drive
5/20/2021	PRR-384-2021	Clashawn Grant	Information on 18 237 06 004
5/21/2021	PRR-385-2021	Jonathan Sweatman	Fence Permit for 2740 Grove Street
5/22/2021	PRR-386-2021	Melissa Schepp	Building Permit for 2218 Humility Lane
5/24/2021	PRR-387-2021	Sarah	Owner and Business Information on 1860 Corporate Boulevard
5/25/2021	PRR-388-2021	Robert W Whittle	Information on Case CE21-00341
			Total completed: 64

Communications: May 2021

Communications Department Activities:

- Produced Summer Newsletter in English and Spanish.
- Mailed redistricting letters; created redistricting door hangers.
- Released State of the City video.
- Released Ashford Park promo video.
- Coordinated ad for Atlanta Business Chronicle – CFO of Year edition.
- Assisted with finalizing Brookhaven Emergency Management logo.
- Created Stormwater PSA for proper pool maintenance.
- Continued work on Certified Communicator Program, Strategic Communications Plan, and Crisis Communications policies.
- Assisted with logistics of virtual City Council meetings, SJREC meetings and town halls.
- Maintained COVID-19 website along with GIS.
- Responded to various media requests.
- Press releases, e-blasts & notifications:
 - City Council preview 5-4
 - City Council wrap-up 5-4
 - Brookhaven approves redistricting map
 - Movies in the Moonlight kicks off
 - Brookhaven pools open May 29th
 - Brookhaven State of the City now online
 - City Council preview 5-25
 - City Council wrap-up 5-25
 - Weekly eblasts

Engagement reports (May):

	Posts	Subscribers	Subscriber growth (1 mo)
E-blasts/press releases	12	4,706	+7
Facebook	44	8,894	+20
Facebook (Spanish)	19	274	0
Twitter	15	4,390	-23
NextDoor	15	23,695	+178
Instagram	26	3,065	+45
Instagram (Spanish)	23	559	+8
Brookhaven Alert	17	3,121	+1

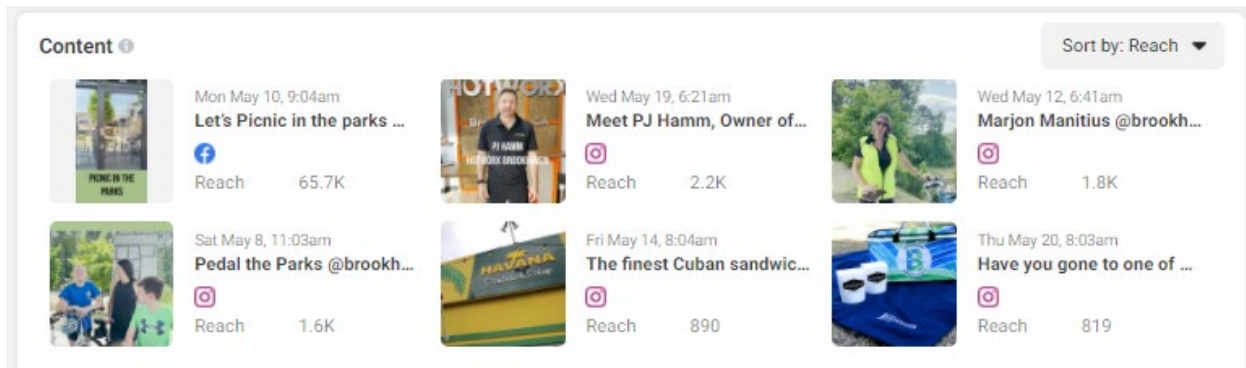
Tourism: May 2021



May 2021 Monthly Report
Presented by Renée Areng, Executive Director







- Continuing “This is Brookhaven” video series including the Mayor and all City Council members in March. The series will include Brookhaven personalities, developers, arts and culture icons, sports figures, outdoor experience creators and others. The series will post weekly on Wednesdays on @ExploreBrookhaven Facebook and YouTube Channels.
 - Explore Brookhaven team is participating in Destinations International Master Class on Equity, Diversity, and Inclusion. This is an 8 series class that will broadcast throughout 2021.
 - Partnering with City Leadership on Summer Block Party for insurance and promotion.
 - Assisting with the Social Justice Racial Equity Commission Civic Dinners for restaurant participation and general communication with Explore Brookhaven audiences.
 - Social and Web Reach
 - @ExploreBrookhaven
 - Facebook- 1,237 (+37)
 - Instagram- 1,857 (+157)
 - TikTok- 262 (+29)
 - @ExploraBrookhaven(Spanish Channel) – 478 (+26)
 - ExploreBrookhaven.com- 17,210 (+2,209)
- Increases are since last board meeting

Top Posts on Instagram are User Generated Content









Top Posts on Facebook are news about new restaurants and blog posts

Content ⊕ Sort by: Comments ▼

	<p>Fri May 7, 10:01am @remythefren_chi wants ...</p> <p>Comments 5</p>		<p>Thu May 20, 8:03am Have you gone to one of ...</p> <p>Comments 4</p>		<p>Mon May 10, 9:04am Let's Picnic in the parks ...</p> <p>Comments 4</p>
	<p>Thu May 20, 8:01am Have you gone to one of ...</p> <p>Comments 3</p>		<p>Fri May 14, 8:04am The finest Cuban sandwic...</p> <p>Comments 3</p>		<p>Sat May 22, 12:01pm @belleonthebeltline enjoy...</p> <p>Comments 2</p>

- Launched Picnic in the Parks restaurant promotion in May. Restaurants received Brookhaven picnic baskets to offer to patrons picking up to go orders. More details can be found explorebrookhaven.com/promotions

Content ⊕ Sort by: Shares ▼

	<p>Mon May 10, 9:04am Let's Picnic in the parks ...</p> <p>Shares 3</p>		<p>Fri May 7, 10:01am @remythefren_chi wants ...</p> <p>Shares 3</p>		<p>Thu May 27, 10:01am @marlowstavern is offeri...</p> <p>Shares 2</p>
	<p>Mon May 24, 7:03am Explore Brookhaven adde...</p> <p>Shares 2</p>		<p>Wed May 5, 9:27am Yehimi Cambron, a local a...</p> <p>Shares 2</p>		<p>Mon May 31, 12:33pm</p> <p>Shares 1</p>

Information Technology: May 2021

General IT

- New servers for CityWorks.
- Added additional memory in GIS server.
- Updated and patched the Virtual Console server.
- Contracts process testing continued after updates and changes made.
- Updated three mobile credit card terminals; gave demo and instructions on use.
- Worked on OnBase19 issues with testing upgraded version.
- Added several additional users to Tyler.
- Ran additional scans for PCI Compliance.
- Added new OnBase stamps for reviewers.
- Worked with Financial software to add secure signature for AP check writing.

Month	2014	2015	2016	2017	2018	2019	2020	2021
	Tickets Closed	Tickets Closed	Tickets Closed	Tickets Closed	Tickets Closed	Tickets Closed	Tickets Closed	Tickets Closed
Jan	161	138	205	173	227	221	223	164
Feb	148	229	205	176	185	194	210	136
Mar	162	257	194	199	152	315	259	170
Apr	297	335	186	183	196	270	174	149
May	270	262	201	191	263	258	141	141
Jun	203	351	150	190	210	162	198	
Jul	148	235	159	202	375	161	185	
Aug	117	279	178	185	286	253	209	
Sep	183	193	215	162	206	172	149	
Oct	209	262	183	218	248	206	208	
Nov	196	209	138	145	248	164	171	
Dec	218	171	154	141	190	182	204	
Total	2,312	2,921	2,168	2,165	2,786	2,558	2,331	760

GIS

- Completed city council redistricting data updates and maps.
- Completed CityWorks system specification audit.
- CityWorks upgrade infrastructure created.
- Created Bird scooter administrative report.

Police Department

- Disabled P2C web portal.
- Enabled additional e-mail reporting.
- 1. Upgraded our network monitoring system.
- 2. upgraded our self-service password reset.
- 3. Applied new ssl certs to the firewalls and domain controllers.
- 4. Upgraded slave firewalls and fixed issues with syncing with masters.
- 5. Upgraded computers central management.
- 6. Enabled features to deploy any software to end clients.

Parks & Recreation: May 2021

Parks/Facilities and Grounds Maintenance Monthly Report May 2021

Monthly Work Order Summary (Internal w/Contractors)

- Work Orders - 9
- Work Orders Completed - 9
- Work Orders Outstanding - 0

May 2021 Projects

- Installed dog container at Georgian Hills.
- Removed fallen branch Briarwood.
- Sprayed for weeds at Murphy Candler playground.
- Prepped swimming pools for opening.
- Removed fallen tree at Brookhaven Dog Park.
- Repaired water pump at Murphy Candler.
- Repaired camera at Briarwood Recreation Center.
- Installed new soap dispensers in Briarwood Pool Shower.
- Lowered bollards for race.

May 2021 - Janitorial Totals

	Trash Bag Count	Toilet Paper	Doggie Pot	Hand Soap	Paper Towels
LaVista Park	11	NA	4	NA	NA
Peachtree Creek Greenway	46	NA	13	NA	NA
Ashford Park	38	10	1	2	4
Blackburn Park	358	25	13	4	6
Briarwood Park	65	14	3	3	5
Brookhaven Park	84	NA	18	NA	NA
Clack's Corner	5	NA	NA	NA	NA
Fernwood Park	6	NA	4	NA	NA
Georgian Hills Park	45	NA	4	NA	NA
Lynwood Park	93	NA	4	NA	NA
Murphey Candler Park	907	43	12	8	11
Parkside Park	6	NA	3	NA	NA
Skyland Park	88	14	22	3	3
Totals	1756	116	103	24	33

Parks & Recreation
Recreation Division Monthly Report
May 2021

May Program Revenue Brought in:

- Gym rentals brought in \$3,435.
- Magic camp signups brought in \$520.
- Art camp signups brought in \$800.
- CMD partner fee of \$294.
- Musical theater partner fee of \$630.
- Fresh N Fit partner fee of \$249.10.
- Classrooms/pavilion/community room/APB rentals brought in \$3,807.50.
- Non-athletic field rentals of \$260.
- Non-resident fees brought in \$1,591.
- Tennis court rentals brought in \$2,660.
 - Total program signups/drop-ins/fees/rentals for May = *\$14,246.60*

Parks & Recreation
Athletics Division Monthly Report
May 2021

February Athletic Revenue Brought in: \$11,497.56

- Adult athletic programs brought in \$6,263.78.
- Youth athletic programs brought in \$2,813.78.
- Athletic fields/tennis court rentals brought in \$2,420.00.

May 2021 athletic activities currently in season as follows:

Youth Athletics:

- Murphey Candler girls' softball spring league
- Murphey Candler baseball spring league
- Atlanta colts spring passing league
- Concorde soccer spring soccer league
- Concorde soccer summer camps
- Elevate sports academy basketball league
- Outshine Sports summer camps
- Up4Tennis classes and private lessons
- UTA tennis leagues and lessons

Adult Athletics:

- Adult spring softball league registration
- Adult spring flag football leagues
- Adult spring sand volleyball leagues
- Adult kickball spring leagues
- Up4Tennis spring lessons and classes
- UTA tennis open play, leagues, and lessons

Athletic Participation Summary	May 2021
Adult Spring Kickball	480
Adult Spring Softball	880
Adult Flag Football	64
Adult Sand Volleyball	84
Youth Soccer	725
Youth Football & Cheer	Season Completed
Youth Spring Baseball	900
Youth Spring Softball	415

Parks & Recreation
Aquatics Division Monthly Report
May 2021

May Aquatics Revenue Brought in: \$14,031.50

- Daily pool admissions/concessions brought in \$3,604.00
- Pool season passes brought in \$8,040.00
- Pool rentals brought in \$2,387.50

Youth aquatics:

- Murphey Candler marlins swim club practices
- Briarwood Barracudas swim team practices
- Outshine Sports summer camp
- YMCA summer camp
- Dynamo swim club swim lessons
- Atlanta swimming association league

Parks & Recreation
Special Events Division Monthly Report
May 2021

MARTA Event

- Working on securing Kid's area for the festival.
- Securing mobile office, 1st Aid Services, parking lot drop off areas, etc.
- Meetings to work out details with MARTA.

Dive in Movie Special Event:

- Disney movie "Coco" June 12th at Murphey Candler Park Pool.

EV Charging Station Monthly Report
May 2021

Unique Drivers: The unique drivers' total shows how many different people have used your charging stations each month. A driver who charges many times in a given month will be counted only once that month.

- January - 93
- February - 95
- March - 118
- April - 117
- May - 137

Sessions: A charging session happens when an EV plugs in and received energy for more than two (2) minutes. A single driver can have multiple charging sessions.

- January - 358
- February - 360
- March - 393
- April - 403
- May - 440

Energy: This is the amount of energy that has been dispensed by Brookhaven's ChargePoint Stations. Energy is measured in kilowatt hours (kWh) or, when necessary, megawatt hours (MWh).

- January - 4,237.297 (kWh)
32.66 (MWh)
- February - 3,852.54 (kWh)
36.513 (MWh)
- March - 4,757.725 (kWh)
41.27 (MWh)

- April - 4,282.811 (kWh)
45.533 (MWh)
- May - 3,202.254 (kWh)
3.202 (MWh)

Police: May 2021

Brookhaven Police Department Activity Summary Report			
	March 2021	April 2021	May 2021
Incidents Reported	674	544	669
Custodial Arrests	227	195	221
Accidents	149	167	192
Citations Issued	1043	1135	1165
Residential Security Watches Requested	12	20	28
Field Interviews	42	33	41
Wanted People Apprehended	28	30	31
Brookhaven Police Department Activity Summary Report			
	March 2020	April 2020	May 2020
Incidents Reported	497	429	558
Custodial Arrests	134	93	168
Accidents	127	53	84
Citations Issued	835	108	389
Residential Security Watches Requested	12	8	14
Field Interviews	51	57	87
Wanted People Apprehended	9	7	7

Support Services – May 2021

- Community Engagement partnered with Regency Woods Apartments for an outdoors community event involving, games, music, food, and cop cars.
- Community Engagement attended various virtual career day events at schools, including virtual meetings will every class at Ashford Park Elementary School.

Support Services

REPORTS	Officer Serrano	Officer Moore	Sergeant Martinez	Total
Incident Reports	0	4	0	4
Accident Reports	0	1	0	1
Patrol Assist	3	3	0	6
Court Assist	4	4	1	9
Arrests	0	0	0	0
Citations	0	0	0	0
Press Releases	1	0	0	1
Media Interviews	0	0	0	0
Community Meetings	7	24	2	33
Meeting Attendees	225	60	48	333
Community Contacts	22	100	64	186
Business Contacts	38	40	11	89

- In Addition, there were numerous media inquiries which were handled in addition to the social media posts.

MONTHLY REPORT: Part-Time Officers	
POP Logged	3
Patrol Shifts	11
Citations	19
Warnings	32
Transport for Courts	16
Arrests	3
Child Safety Seat Install / Teen Driving Classes	0
Shifts Worked	43
Court Service Hours	167
Traffic Enforcement Hours	36
Fleet Service Hours	128
Transport Hours for Uniform Patrol/NET	5
Training Hours	0

Monthly Report: K-9 Officers	Sgt Fikes & K9 "Bane"	Officer Williams & K9 "Spock"	Officer Ritch & K9 "Koda"	Officer Huffschtmidt & K9 "Lord"
Patrol Assist	57	168	107	147
Other Agency Assist	0	6	0	2
Training Hours	22	29	40	59
Search Warrants	0	0	0	0
Citations	0	14	0	14
Warnings	0	21	6	16
Field Interviews	0	12	2	0
Felony Arrests	0	0	1	5
Misdemeanor Arrests	0	0	0	7
City Ordinance Arrests	0	0	1	2
Wanted Person Located	0	0	0	5
K-9 Search (narcotics)	0	2	2	0
K-9 Tracks / Area Search	0	1	0	0
Building Search (for persons)	0	0	0	1
K-9 Related Arrests	0	1	2	0
K-9 Demonstrations / PR	0	0	0	0
Currency Seized	0	0	0	\$10,000.00
Marijuana Seized	0.0 grams	0.0 grams	5.0 grams	54.0 grams
Cocaine Seized	0.0 grams	0.0 grams	0.0 grams	5.0 grams
Methamphetamine Seized	1.0 grams	0.0 grams	0.0 grams	16.0 grams
Heroin Seized	0.0 grams	0.0 grams	0.0 grams	4.0 grams
Schedule Pills	0	0	0	0
MDMA Seized	0.0 grams	0.0 grams	0.0 grams	0.0 grams
Other Seized (LSD)	0.0 grams	0.0 grams	0.0 grams	0.0 grams

Additional Activities for K9 and N.E.T. Unit

- **NOTE:** Personnel are temporarily assigned to Uniform Patrol.
- **NOTE:** In reference to N.E.T. Stats, there are currently no N.E.T. stats.

Monthly Report: Traffic Safety Unit	Officer Maria Jones
Total Pedestrian Stops	24
Total Motor Vehicle Stops	48
Total Citizen Contacts (combined Pedestrian & Traffic Violations)	72
Total Citations Issued	30
Total Warnings Issued	56
Felony Arrests	1
Misdemeanor Arrests	1
Arrest / Released on Copy	3
Wanted Persons Located	0

Additional Activities for Traffic Safety Unit

- Due to the Centers for Disease Control expected increase of COVID-19 infections, the Grant Officer was limited to grant enforcement and education activities during this month.
- The Grant officer was on vacation for a week of this month.

NOTE: The Brookhaven Police Department is excited to have been awarded the FFY 2019 Pedestrian Safety Grant by the Governor’s Office of Highway Safety (GOHS). This will be our third year participating in this Grant, which begins in October 2019. Officer Maria Jones serves as the Department’s Pedestrian Safety Officer and has done so since inception. The Brookhaven Police Department’s Pedestrian Safety Program has been a phenomenal success due to the hard work and determination set forth by Officer Jones. We look forward to another great year as we partner with GOHS to educate the public on pedestrian safety.

Criminal Investigations Division

May 2021 - Criminal Investigations Report	
Total Reports Handled	191
Total Reports Cleared	205
Cleared INACTIVE	150
Exceptionally Cleared	9
Unfounded	12
Cleared by Arrest	34
Arrest Warrants Obtained	19
Search Warrants Obtained	13
Total Cases “ACTIVE” on May 31, 2021	90

ChatComm 911 Executive Overview

May 1, 2021 – May 31, 2021

911 Answer Time: In May 2021, ChatComm 911 answered 93.9% of all incoming phone calls within ten seconds and 98.7% of all incoming phone calls were answered within thirty seconds.

Call Processing Time: This Month, ChatComm 911 processed 99.0% of all high priority calls for service and 97.6% of all low priority calls for service within sixty seconds.

Monthly Phone Call Volume: For the month of May 2021, ChatComm 911 handled a total of 32,108 phone calls.

- 72.7% (23,345) were incoming phone calls which are treated as potential emergencies and handled as 911 calls regardless of the line the call is received on. o 14,346 of those calls were received on the 911 trunks. 2,251 of the 911 calls received were abandoned 911 calls (where the caller disconnects the line prior to speaking with a call taker).
- 6,748 calls were received on administrative and alarm lines but treated as 911 calls.
- The remaining 27.3% (8,763) of the phone calls handled by ChatComm 911 in May 2021 were outgoing phone calls.

Overall Phone Call Volume: Since September 2009, ChatComm 911 has answered a total of 2,922,013 incoming phone calls. Of those calls, 1,846,664 (63.2%) were received on 911 trunks and 1,075,349 (36.8%) came in on 10-digit phone lines.

Monthly Incident Volume: ChatComm 911 handled a total of 30,229 incidents in May 2021.

- 57.1% (17,255) of the incidents created were officer-initiated incidents, which include traffic stops, business & residential checks, and other calls created by officers.
- 38.3% (11,580) of the incidents were dispatched incidents.
- The remaining 1,394 (4.6%) of the incidents were transferred via CAD to Dekalb for EMS and Fire Dispatch.
- Sandy Springs incidents comprised 34.2% (10,325) of the total incident volume.
- 7,968 incidents were Sandy Springs Police Department incidents.
- 1,386 incidents were for Sandy Springs Fire Rescue.
- 971 incidents were EMS calls for service in Sandy Springs.
- Johns Creek incidents were 24.4% (7,374) of the total incident volume.
- 6,646 incidents were Johns Creek Police Department incidents.
- 418 incidents were for Johns Creek Fire Department.
- 310 incidents were EMS calls for service in Johns Creek.
- Dunwoody incidents accounted for 12.1% (3,660) of the total incident volume.
- Brookhaven incidents were 24.7% (7,476) of the total incident volume.
- Dekalb Fire and EMS (for the Cities of Brookhaven and Dunwoody) incidents were 4.6% (1,394) of the total incident volume.
- 767 incidents were Fire calls for service in Brookhaven or Dunwoody.
- 627 incidents were EMS calls for service in Brookhaven or Dunwoody.

Overall Incident Volume: By the end of May 2021, ChatComm 911 handled 4,063,886 incidents since “go-live” in September 2009. 3,610,515 (88.8%) of those were law enforcement incidents; 259,822 (6.4%) of those were fire department incidents; and 193,549 (4.8%) of those were EMS incidents.

EMD & EFD Compliance: For the month of May 2021, the quality assurance compliance score for EMD remains in compliance with levels set forth by the International Academies of Emergency Dispatch (90%).

- The Emergency Medical Dispatch QA compliance for May was 93%
- The Emergency Fire Dispatch QA compliance for May was 98%

Public Works: May 2021

Major Initiatives Completed

- LaVista Park Monuments: LaVista RD, waiting on conduit installation and GA Power to connect.

Major Initiatives in Progress/Upcoming

- N. Fork Nancy Creek Streambank II: Construction in Progress, at 50%.
- N. Fork Nancy Creek Streambank III: Stream Buffer application submitted. Comments received and addressed and resubmitted.
- Windsor Pkwy/Osborne Roundabout: Construction in progress. Utility relocation complete, grading to begin on 05/24/21. Begin concrete pouring on 05/28/21.
- Northeast Expressway MUP: Permit complete. Bid to be presented to Council on 6/15/21.
- ST 08 - ADR/Windsor Pkwy Design: Concept Meeting on 5/13/21. Right of way for ADR is critical.
- ADR/Peachtree Rd Intersection – Need GDOT Encroachment Permit.
- 2016 Briarwood Road sidewalks – Gravity wall completed. Coordinate with Georgia Power on the poles.
- Briarwood MUP (west end): Additional Surveying in progress, ROW Plats. Design in progress.
- Ashford Dunwoody / Dresden Dr. ATMS: ADR 95% complete, Dresden Dr. 90% complete. Installing signal heads.
- 2021 Paving: Allied Paving to start 06/02/21.
- ADR MUP Phase II: Kaizen Collaborative selected for the design.
- Peachtree Creek Greenway Phase II: Preliminary Plan Design in progress.
- Peachtree Creek Greenway Phase III: RFQ approved by GDOT, PFA signature required.

Ongoing Coordination

- PTOG 5-year Grant coordination w/ PCID.
- RTOG Coordination with GDOT – Signals on Peachtree Road, Clairmont Rd, Buford Hwy, & N Druid Hills Road.
- PTOG Coordination with PCIDs/GDOT – Signals on Ashford Dunwoody Rd from Lake Hearn to Johnson Ferry.
- PCIDs Public Works Committee - Coordination with PCIDs, Sandy Spring, Dunwoody.
- Buford Hwy Streetscape/Sidewalk Project – No activity.

Meetings Attended/Held

- 05/05/21 - PI0013138, ADR / Dresden CMAQ – ITS EXP progress meeting.
- 05/06/21 - 2021 Capital Paving Pre- construction meeting.
- 05/07/21 - PI0016053, PCG Phase II monthly meeting.
- 05/10/21 - PI0016056, ADR / Windsor Pkwy monthly meeting.
- 05/10/21 - Windsor / Osborne construction update meeting.
- 05/13/21- PI0016056, ADR / Windsor Pkwy monthly meeting.
- 05/13/21 - Dresden Dr. Kick off Meeting.
- 05/13/21 - Community Development, Variance and Rezoning Meeting.
- 05/25/21 - Dresden Dr. Bi-weekly meeting.

ROW Encroachment Permits (including Dumpsters/Road Closures)

- Permits issued YTD: 316
- Permits issued this month: 25

Stormwater Performance Measures (OPTECH)

May 2021			
ENTITY GROUP	WORK ORDERS ASSIGNED	COMPLETED WITHIN TARGET TIME FRAME	MONTHLY PERFORMANCE PERCENTAGE
Priority 1	0	0	0%
Priority 2	5	3	60%
Priority 3	20	8	40%
Total	25	11	44%

Maintenance Work Performance Measures (OPTECH)

May 2021			
ENTITY GROUP	WORK ORDERS ASSIGNED	COMPLETED WITHIN TARGET TIME FRAME	MONTHLY PERFORMANCE PERCENTAGE
Priority 1	1	1	100%
Priority 2	22	21	95%
Priority 3	13	12	92%
Total	36	34	94%

Service Request

2021	Jan	Feb	Mar	Apr	May	Jun	Jul	Aug	Sep	Oct	Nov	Dec	TOTAL
Curb and Gutter	3	6	8	11	13								41
Downed Lines	0	0	4	1	3								8
Pavement/Potholes	15	22	20	21	14								92
Right of Way/Trash	3	10	7	7	6								33
Sidewalk	8	6	8	8	6								36
Stormwater	9	5	11	20	33								78
Streetlights	5	5	6	1	3								20
Street Sign	7	10	17	5	6								45
Street Striping	1	1	0	0	0								2
Traffic Signal	3	4	3	1	2								13
Trees	3	0	0	0	7								10
Total Service Requests	57	69	84	75	93								378

Completed Work Orders

2021	Jan	Feb	Mar	Apr	May	Jun	Jul	Aug	Sept	Oct	Nov	Dec	TOTAL
Street Maintenance	Closed	Closed	Closed	Closed	Closed	Closed	Closed	Closed	Closed	Closed	Closed	Closed	Closed
Sidewalk Repairs	4	1	4	4	2								15
Curb Repairs	0	6	5	1	8								20
Potholes	6	6	13	2	7								34
Patching	3	6	2	4	4								19
Streetlights	0	0	0	0	0								0
Signs	9	3	17	4	5								38
Traffic Signals													
Signal Repairs	8	4	11	4	15								42
ROW Maintenance													
Tree Removal	3	2	0	3	2								10
ROW Maintenance	4	6	10	2	3								25
Stormwater													
Stormwater	20	13	12	6	18								69
Total work orders	57	47	74	30	64								272

Finance

May 31, 2021, Financial Report in Brief

The May financial statements are presented in comparative form to provide context regarding various revenues and expenditures that are “seasonal” in nature. The significant General Fund revenues that are not typically received each month include (1) property taxes (billed Sept 1 and collected thereafter), (2) franchise fees (larger utility provider remits in 1st quarter of year with other utilities remitting quarterly), (3) business and occupational taxes (renewals are due April 30th), (4) insurance premium tax and fees (collected and remitted by State; Oct 15th), and (5) alcohol licenses. Operationally, the expenditures are not subject to “seasonal” variances, but the acquisition of capital items can be arbitrary from one year to the next.

General Fund Summary

Total General Fund revenues through May 2021 were \$617,865 more than they were this time last fiscal year. This is mainly due to increases in Licenses & Permits and Title Ad Valorem Tax (TAVT) by \$862,953 and \$443,335 compared to this time in the prior year. Licenses & Permits increased primarily due to hospital building & trade permits issued in 2021 to the Children’s Healthcare of Atlanta. The TAVT increase is attributable to DeKalb County delaying distributions in the prior fiscal year. Intergovernmental revenue decreased by \$330,449 compared to this time in the prior year primarily due to the \$400,000 contribution from DeKalb County in 2020 for the purchase of property located in the Brookhaven Heights.

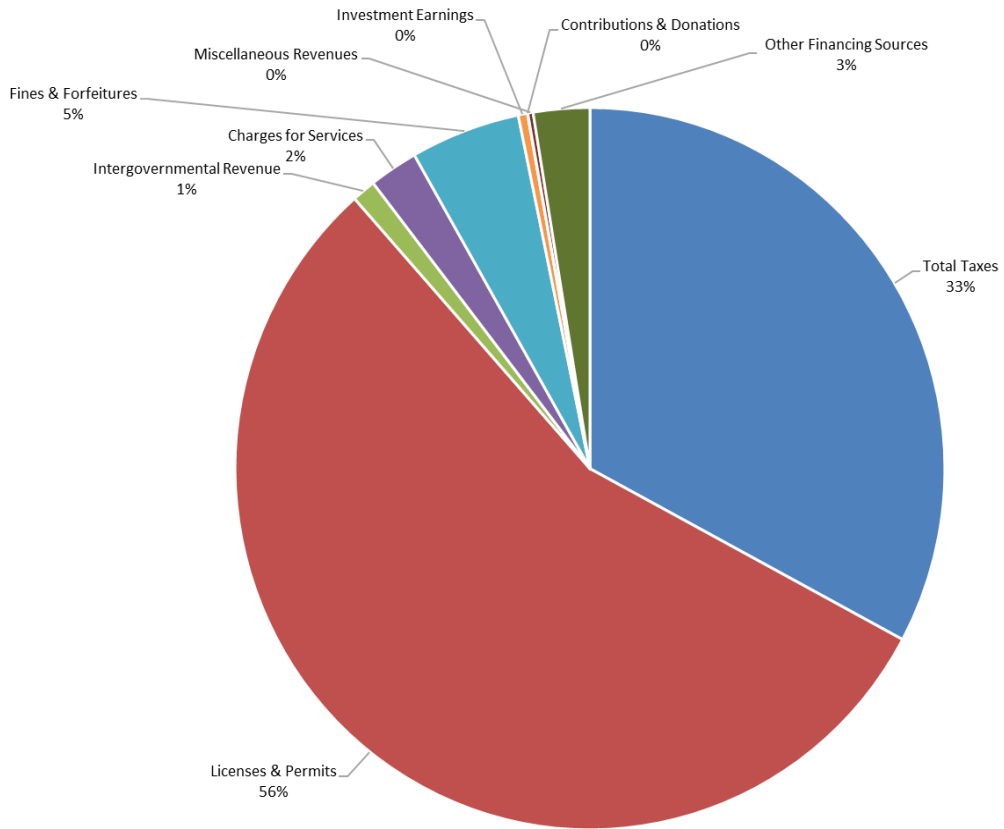
General Fund expenditures decreased compared to last year at this time by \$1,563,890. The General Government expenditures decreased by \$1,599,589 compared to the previous fiscal year at this time. This decrease in expenditure is primarily due to the Brookhaven Heights property purchase in 2020. Public Safety expenditures increased by \$118,780 due to costs associated with personal services and employee benefits. Expenditures for the Economic Development function decreased by \$99,213 mainly due to decrease in marketing and professional services costs incurred in the current year.

City of Brookhaven
BUDGET COMPARISON REPORT - GENERAL FUND - REVENUES
For The Month Ended May 31, 2021

	2020 Amended Budget	2020 YTD Transactions	2021 Amended Budget	2021 YTD Transactions	Variance from Budget	% of Annual Budget
Property Tax	\$ 9,752,088	\$ 10,317	\$ 11,126,097	\$ 130,712	\$ (10,995,385)	1.17%
Motor Vehicle Tax & Title Ad Valorem Tax	29,442	101,444	689,850	544,779	(145,071)	78.97%
Recording Intangible Tax	66,096	33,587	120,643	39,338	(81,305)	32.61%
Real Estate Transfer Tax	25,000	11,345	53,338	6,378	(46,960)	11.96%
Franchise Tax	3,625,000	323,883	3,625,000	143,689	(3,481,311)	3.96%
Alcoholic Beverage Excise Tax	1,122,000	327,547	1,196,398	285,508	(910,890)	23.86%
Energy Excise Tax	220,000	40,972	172,811	11,334	(161,477)	6.56%
Motor Vehicle Rental Excise Tax	273,734	13,626	150,000	11,626	(138,374)	7.75%
Business & Occupational Tax	2,170,000	858,355	1,800,000	852,839	(947,161)	47.38%
Insurance Premium Tax	3,553,650	22,302	3,798,917	25,400	(3,773,517)	0.67%
Financial Institutions Tax	67,734	37,152	67,734	41,741	(25,993)	61.62%
Penalties & Interest	57,887	3,495	65,992	20,226	(45,766)	30.65%
Total Taxes	20,962,631	1,784,025	22,866,780	2,113,572	(20,753,208)	9.24%
Licenses & Permits	3,120,000	2,715,053	3,133,000	3,578,006	445,006	114.20%
Intergovernmental Revenue	400,000	400,000	196,739	69,551	(127,188)	35.35%
Charges for Services	632,650	138,403	478,873	143,325	(335,549)	29.93%
Fines & Forfeitures	1,225,000	412,756	1,225,000	321,642	(903,358)	26.26%
Investment Earnings	50,000	128,271	50,000	27,059 *	(22,941)	54.12%
Contributions & Donations	-	-	-	1,035	1,035	0.00%
Miscellaneous Revenues	82,000	5,651	91,000	15,378	(75,622)	16.90%
Other Financing Sources	8,834,605	232,713	5,639,262	165,169	(5,474,093)	2.93%
TOTAL REVENUES	\$ 35,306,886	\$ 5,816,872	\$ 33,680,654	\$ 6,434,736	\$ (27,245,918)	19.11%

* Investment Earnings to be distributed to the appropriate funds at the end of each quarter

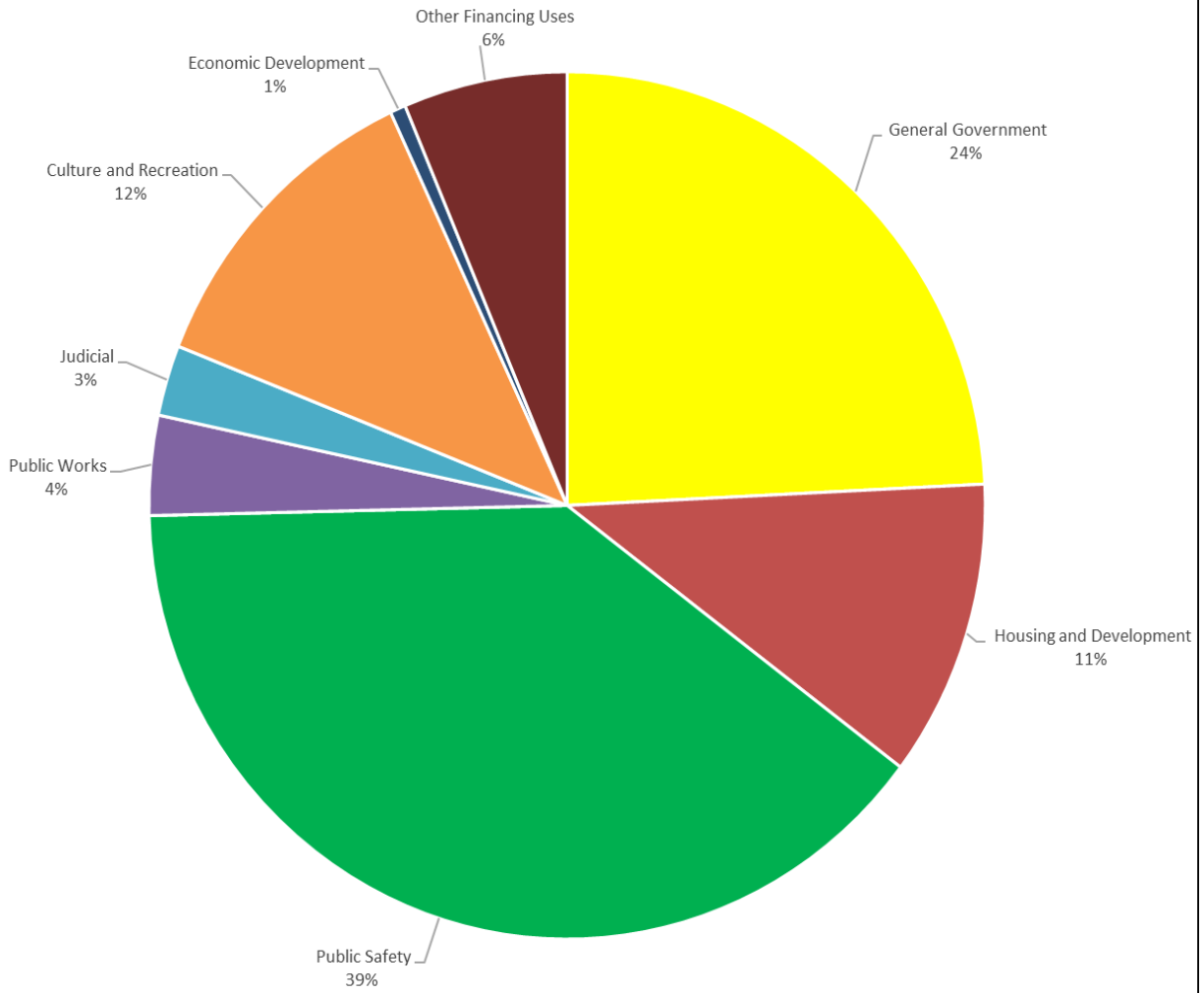
GENERAL FUND REVENUES BY SOURCE (MAY 2021 YTD)



City of Brookhaven - YTD through May 31, 2021
Budget Comparison for General Fund Expenditures

Governmental Function	2020 Amended Budget	2020 YTD Transactions	2021 Amended Budget	2021 YTD Transactions	Variance from Budget	% of Annual Budget
General Government	\$ 9,069,663	\$ 4,416,625	\$ 7,269,124	\$ 2,817,036	\$ 4,452,089	38.75%
Housing and Development	3,745,855	1,282,420	4,364,095	1,291,196	3,072,899	29.59%
Public Safety	11,552,520	4,454,496	11,721,667	4,573,276	7,148,391	39.02%
Public Works	1,581,051	518,062	1,615,554	432,964	1,182,590	26.80%
Judicial	874,735	311,112	1,034,261	306,775	727,486	29.66%
Culture and Recreation	3,518,276	1,381,130	4,115,058	1,404,958	2,710,099	34.14%
Economic Development	327,864	169,300	197,203	70,087	127,116	35.54%
Other Financing Uses	4,636,922	664,250	3,363,692	737,212	2,626,480	21.92%
TOTAL EXPENDITURES	\$ 35,306,886	\$ 13,197,395	\$ 33,680,654	\$ 11,633,505	\$ 22,047,149	34.54%

GENERAL FUND EXPENDITURES BY GOVERNMENTAL ACTIVITY
(MAY 2021 YTD)



General Fund Balance Reserves

The City has reserved a portion of fund balance to account for City programs. The Tree Fund, Sidewalk Fund, and Police Donations are three examples of City programs that are preserved in the general fund.

Tree Fund Conservancy

Established via City Ordinance, Chapter 14, Section 14-47, the receipts or contributions are part of the "alternative compliance" with the City's tree ordinance. It is only after determination that recompense trees do not fit on a redeveloped site, would a contribution be made. Expenses are basically limited to the purchase/installation of trees in parks, right-of-ways, and other City-owned or leased property.

Balance at December 31, 2020	<u>\$63,735</u>
Receipts	\$51,165
Disbursements	\$13,285
Balance at May 31, 2021	<u>\$101,615</u>



Sidewalk Program Fund

Established by City Ordinance, Chapter 14, Section 14-353, the receipts or contributions for payment in-lieu of sidewalk construction shall be in accordance with a schedule recommended by the Public Works Department and adopted by the city council in January of each year based on the City sidewalk construction cost during the previous calendar year.

Balance at May 31, 2021	<u>\$468,376</u>
-------------------------	------------------

Police Programs/Activities

An important element of community policing is the various police department programs and activities that promote interaction with our citizens and our police department. Whether the resources are provided to support general policing or the community programs, the receipts and disbursements are segregated to promote their designated purposes.

Police Programs	Balance December 31, 2020		Receipts	Disbursements	Balance May 31, 2021	
Explorer Program	\$	9,155	\$ -	\$ (155)	\$	9,000
Shop with a Badge/Cop		36,407	1,000	(1,000)		36,407
General PD Donations		11,331	-	-		11,331
K9 Donations		9,040	35	-		9,075
Police Bike Fund		1,627	-	-		1,627
Totals	\$	67,560	\$ 1,035	\$ (1,155)	\$	67,440