



TO: Mayor and City Council
FROM: Christian Sigman, City Manager *CMS*
DATE: September 14, 2020
SUBJECT: August 2020 Departmental Highlights

Please find enclosed the **August 2020 Departmental Highlights report**.

Please feel free to contact me should you have any questions.

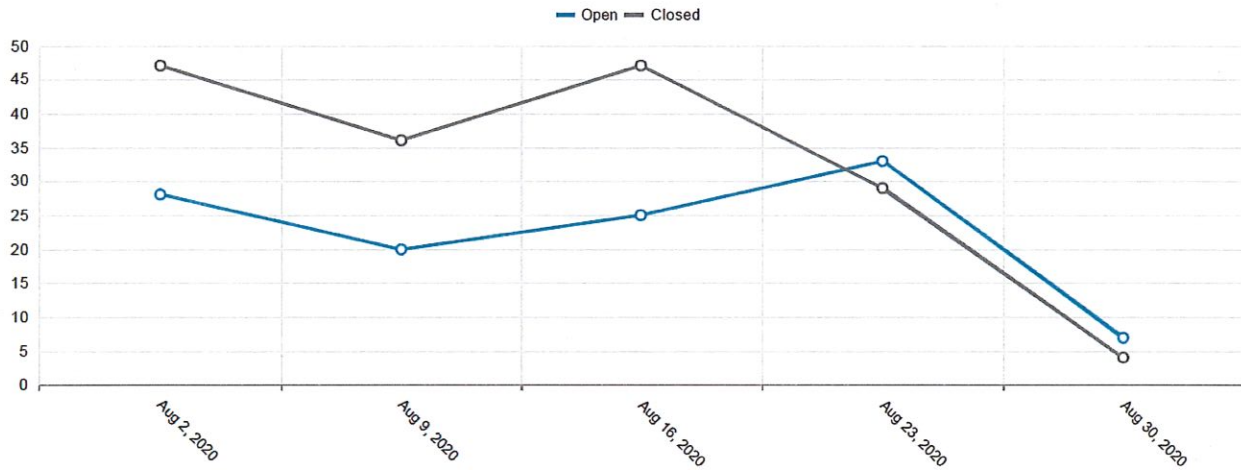
Index

BROOKHAVEN CONNECT METRICS.....	2
COMMUNITY DEVELOPMENT.....	5
MUNICIPAL COURT.....	9
CITY CLERK.....	11
COMMUNICATIONS.....	15
TOURISM.....	16
INFORMATION TECHNOLOGY.....	18
PARKS & RECREATION.....	20
POLICE.....	24
CHATCOMM 911.....	28
PUBLIC WORKS.....	30
FINANCE.....	33

Brookhaven Connect Metrics: Monthly of August 2020

*Brookhaven Connect is a citizen powered system with requests coming directly from the citizens of Brookhaven. These statistics do not represent the entirety of the work loads assumed by City departments.

Open /Close by Day

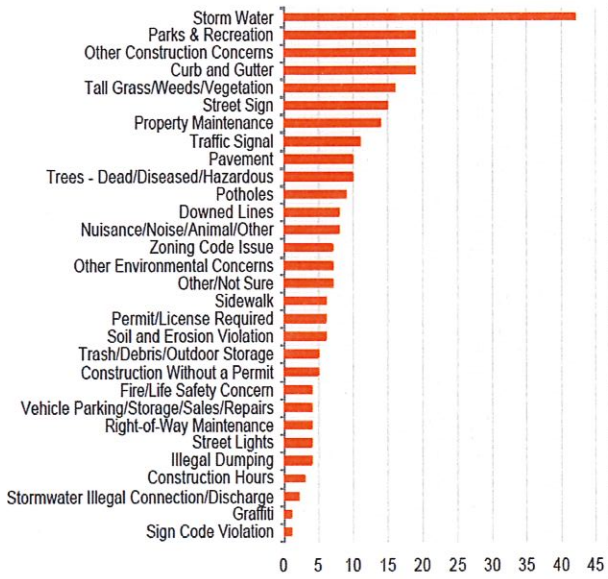


- Of the 276 service requests that were created, 166 have been closed (this includes duplicate requests) with 110 remaining open.
- Total requests that remain open since the beginning of the year is 190, this includes the previous month of August.
- To date, there are 1,983 registered Brookhaven Connect users; this represents an increase of 282 users since the beginning of the year.

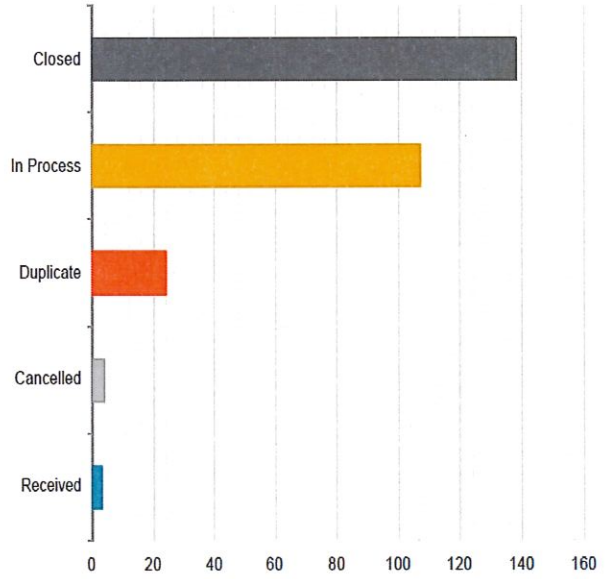
Statistics

Total Reports Created	276
Total Reports Open	110
Total Reports Closed	166
Average Reports Created per Day	8.903
Average Reports Closed per Day	5.323
Average Time to Close	3.162 Days
Fastest Closed Request Type	Other/Not Sure (.001 Days)
Slowest Closed Request Type	Curb and Gutter (26.528 Days)
Most Common Request Type	Storm Water
Least Common Request Type	Graffiti

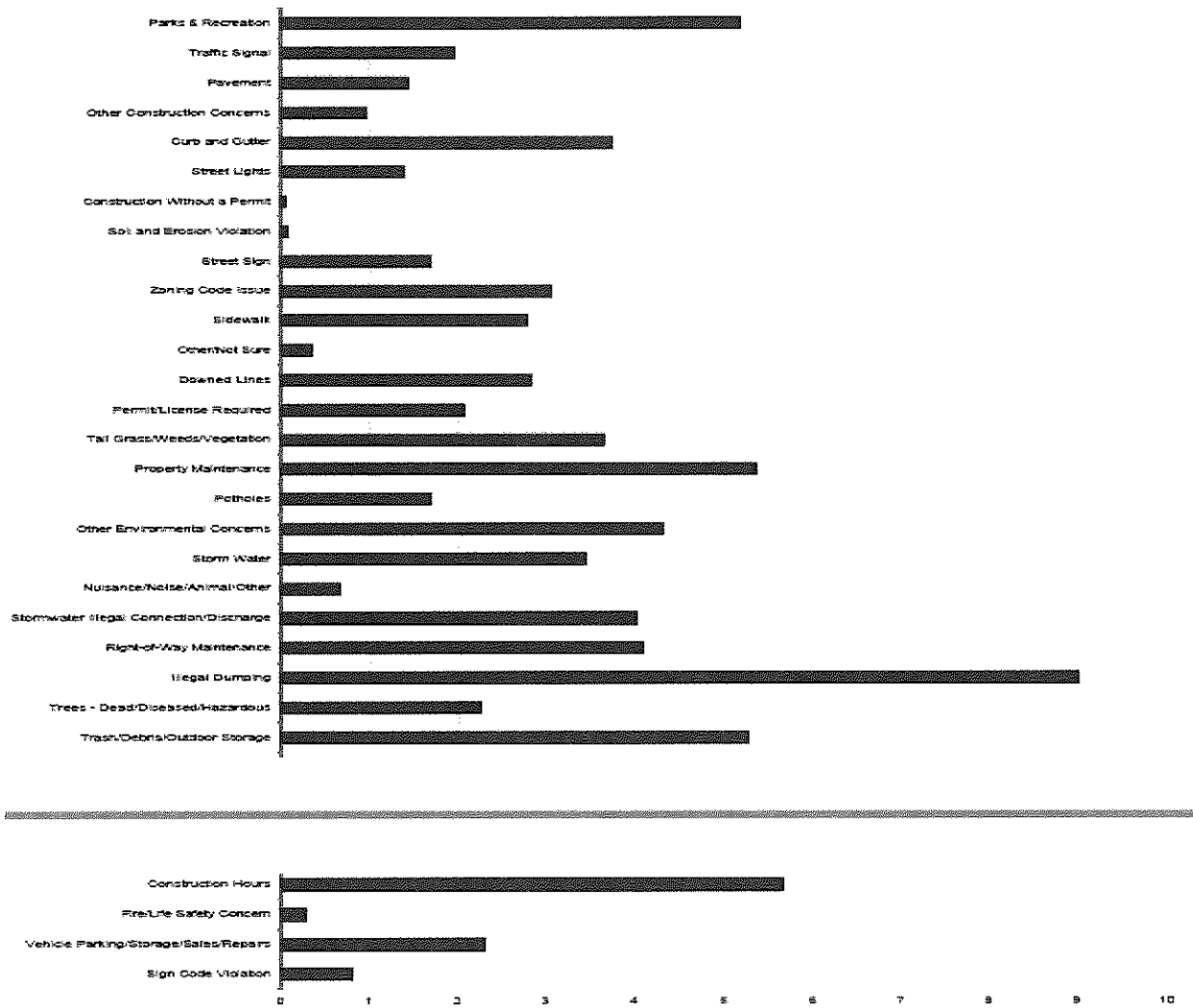
Request by Type



Request by Status



Average Days to Close per Request Type



Community Development: August 2020

Community Development 2020 Building Permits													
	Jan	Feb	Mar	Apr	May	Jun	Jul	Aug	Sep	Oct	Nov	Dec	Total
All	316	409	323	219	225	360	359	304					
New Single Family	23	32	32	23	14	27	19	29					
New Multi Family	0	0	0	0	0	0	0	0					

Community Development 2019 Building Permits													
	Jan	Feb	Mar	Apr	May	Jun	Jul	Aug	Sep	Oct	Nov	Dec	Total
All	285	299	320	293	238	219	290	323	361	497	304	241	3,670
New Single Family	10	6	10	10	4	10	21	10	46	16	30	27	200
New Multi Family	1	0	1	1	2	0	0	1	0	0	1	0	7

Community Development 2018 Building Permits													
	Jan	Feb	Mar	Apr	May	Jun	Jul	Aug	Sep	Oct	Nov	Dec	Total
All	272	304	268	336	309	339	287	289	281	365	283	239	3,572
New Single Family	17	14	6	24	7	30	16	8	5	9	29	14	179
New Multi Family	5	0	0	0	0	1	0	0	0	0	4	3	13

Community Development BOA/Variations Filed in August 2020			
File #	Address	Scope	Hearing Date
VAR20-00030	2607 Camille Drive	Variance from section 27.67a to increase the maximum impervious coverage	9/16/20
VAR20-00032	1420 Cortez Lane	Variations from section 14-153 to reduce the 75-foot stream buffer, and section 27.67(a) to increase the maximum impervious coverage	9/16/20
VAR20-00033	1156 Warrenhall Lane	Variance from section 14-153 to reduce the 75-foot stream buffer	9/16/20

VAR20-00034	1398 Lanier Manor	Variance from section 27-67(b) to reduce rear setback	9/16/20
VAR20-00035	4200 Regency Park Court	Variances from section 27-68(a)(2) to increase impervious coverage, and section 27-68(b)(6) to reduce rear setback	9/16/20
VAR20-00036	1125 Francis Street	Variance from section 27-67(b) to reduce rear setback	9/16/20

Community Development BOA/Variations Heard in August 2020

File #	Address	Scope	Hearing Date	Action
VAR20-00022	1428 Sylvan Circle	Stream buffer and rear yard setback reduction	8/19/20	Approval Conditional
VAR20-00023	2395 Drew Valley Road	1) Variance from section 14.153(a) to reduce the 75-foot stream buffer	8/19/20	Deferred to 9/16/20
VAR20-00024	2948 Clairmont Road	1) Variance from section 14.153(a) to reduce the 75-foot stream buffer; 2) Variance from section 14.153 (b)(1)(a) to waive stormwater and water quality requirements	8/19/20	Approval Conditional
VAR20-00025	4448 Candler Lake East	Variance from section 27-67(b)(6) to reduce rear setback	8/19/20	Approval Conditional
VAR20-00026	1250 Brooklawn Road	Variance from section 27-67(b) to reduce side setback	8/19/20	Approval Conditional
VAR29-00028	1581 Grant Drive	Variance from section 14.153(a) to reduce the 75-foot stream buffer	8/19/20	Approval Conditional
VAR20-00029	2766 Valvedere Drive	Variance from section 14-153 to reduce the 75-foot stream buffer	8/19/20	Approval Conditional

Community Development Rezoning Filed in August 2020

File #	Address	Scope	PC Hearing Date	CC Hearing Date
LUP20-00009	1297 Brook Forest Drive	Special Land Use Permit for a home-based business	10/7/20	10/27/20

Community Development Rezoning Heard in August 2020

File #	Address	Scope	PC Hearing Date	PC Rec	CC Hearing Date	CC Rec
LUP20-00006; CV20-03 & CV20-04	3115 Buford Highway	Rezone from RM-14 to C-1 with concurrent variances	8/5/20	Recommended for Approval for LUP20-00006 and CV20-04; Recommended for Denial for CV20-03	8/25/20	Approval Conditional for LUP20-00006 and CV20-04; CV20-03 was Denied.
TA20-04		Text amendment for Underground Utilities	8/5/20	Deferred to 9/2/20	8/25/20	N/A
TA20-06		Text amendment for Ground Story Uses	8/5/20	Deferred to 9/2/20	8/25/20	N/A

Code Enforcement Activity August 2020

Inspections & Follow-ups	1,562
Violations	316
Violations Created Per Day	7
Courtesy Warnings/Placards	103
Residential Citations	4
Commercial Citations	0
Total Street Miles Patrolled	2,230
Total Requests Created	171
<i>Department-Generated Inspections</i>	92
<i>Brookhaven Connect/CitySourced Requests Created (public generated)</i>	79
Brookhaven Connect/CitySourced Requests Received / In Process	36
Brookhaven Connect/CitySourced Requests Closed / Abated / Duplicated / Not an Issue	43
Average # of Reports Created per Day	3
Average # of Reports Closed per Day	2
Average Time to Close	4 days
Signs Removed	265

Building Inspection Activity August 2020	
Plan reviews	79
Building inspections	897
Building inspections percent pass/fail	80%/20%

Fire Marshal Activity August 2020	
Plan reviews	58
Inspections	64
Inspections percent pass/fail	92%/8%

Key Land Development Activity/Review August 2020	
Land Development Enforcement & Inspection Activity	
Tree removal permits	42
Stop Work Orders issued	9
Courtesy warnings issued (Notice of violation)	39
Environmental Inspections	438
Environmental Court Summons	0
N/A	
Land Disturbance Permit Review	
Ay on Gail Sanitary Sewer – 1146 Gail Drive	
Lenox Park (Detention pond rehab) – 1277 Lenox Park Drive	
Georgia Avenue Road Extension – 1048 Theodore Drive	
Emory Executive Park infrastructure – 11 Executive Park Drive	
MCP Community Green – 4051 Candler Lake	
Murphy Candler Park South Trail – 1551 West Nancy Creek Drive	
Land Disturbance Permits Approved	4
Porter Square Revision 2 – 3920 Peachtree Road	
DeKalb County Consent Decree Sewer Rehab – 3624 Woodstream Circle	
Peachtree Creek Greenway Trail (Phase 1B) – 3 Corporate Boulevard	
CHOA – NDH Campus – 1432 Tullie Road	
Plat Review Activity	
1325 Sunland Preliminary Plat – 1325 Sunland Drive	
8 Brookhaven + 1228 Bellaire Combo – 8 Brookhaven Drive	
1739 and 1735 Wayland Circle Combo – 1739 Wayland Circle	
The Estates at Harts Mill – 3750 Wasson Way	
Dresden Village Reconfiguration – 1370 Dresden Drive	
Porter Square Combo Plat – 3920 Peachtree Road	
Plats Approved	1
Halstead Revision for buildings – 1330 North Druid Hills Road	

Municipal Court: August 2020

2020

	Jan	Feb	Mar	Apr	May	Jun	Jul	Aug	Sep	Oct	Nov	Dec
Case Filings	918	686	428	73	214	472	286	407				
Number of Court Dockets	8	8	5	0	0	4	15	19				
Number of Defendants on dockets	492	457	255	0	0	64	326	355				
Number of Cases on Dockets	730	719	382	0	0	146	538	590				

2019

	Jan	Feb	Mar	Apr	May	Jun	Jul	Aug	Sep	Oct	Nov	Dec
Case Filings	649	753	566	777	716	641	787	803	815	838	734	541
Number of Court Dockets	8	8	8	9	9	8	9	10	9	9	7	6
Number of Defendants on dockets	453	430	472	502	470	445	501	554	502	502	348	398
Number of Cases on Dockets	633	599	672	755	684	682	751	784	737	760	533	611

Court Collections & Agencies Payments

Base Fine	53,670.60
Contempt Charge	789.00
Processing Fee	8,666.62
Cash Bonds	37,982.00
Indigent App Fee	0.00
Revenue Collected-Diverse Agencies	17,929.88
Pre-Trial Fee	33.00
CB-Applied	11,380.00
Bond Forfeiture	0.00
Overage	0.00
Restitution	0.00
NSF	0.00
Monthly Cash Collections	130,451.10
Paid to Diverse Agencies	17,929.88
Cash Bond Refunds/Returned	6,370.00
Overage Refund	0.00
Restitution Paid	0.00
Total Paid Out	24,299.88
NET	106,151.22

Office of City Clerk: August 2020

City Clerk's Office and Legislative Activities – August 2020		
	Open Record Requests	78
	Agendas/Agenda Packets Managed (Included Audit Comm., Dev. A., Charter Comm., And Facilities Authority)	3
Virtual Meetings	Minutes Composed (Council, Dev. Auth., and Facilities Authority)	3
Virtual Meetings	Executive Sessions Held (Council and Dev. Auth. Only)	4
Ordinances/No.	August 2020 – Description	Appr. Date
ORD 2020-08-01	Ordinance Requiring Use of Masks or Face Coverings	08/25/2020
ORD 2020-08-04	Approving LUP20-00006, CV20-04 – 3115 Buford Highway	08/25/2020
Resolutions/No.	August 2020 – Description	Appr. Date
RES 2020-08-01	Resolution Approving Funding for Design of ADR/Perimeter Summit Parkway Improvements	08/11/2020
RES 2020-08-02	Resolution Authorizing the City Attorney to Bring Action – Secure Fee Simple Real Property – 4568 Peachtree Road	08/11/2020
RES 2020-08-03	Resolution Authorizing Brookhaven to enter into Agreement With GDOT for I-85 & SR-42 (P.I. 0016054)	08/11/2020
RES 2020-08-04	Resolution Authorizing Mayor to Negotiate an Intergovernmental Agreement with DeKalb County – Federal Cares Act	08/11/2020
RES 2020-08-05	Resolution to Appoint Ben Shepherd to Advisory Audit Committee	08/25/2020
Department	Contracts/Agreements Approved by Council – August 2020	Appr. Date
Public Works	Kaizen Collaborative for NE Expressway Multi-Use Path D	08/25/2020
Public Works	Cancellation of Lowe Engineers Task Order for Project Management Services	08/11/2020
Public Works	Approval of Jacobs Engineering Group Task Order – Project Management for Construction of Public Safety Building	08/11/2020
Appointments – August 2020		Appr. Date
Ben Shepherd to Audit Advisory Committee		08/25/2020
Proclamations and Presentations		Date
None		
Department	Policies Approved by Council – August 2020	Appr. Date
None		

Open Records Completed Requests – Office of City Clerk – August 2020

Date of Request	Request #	Name	Description
3/17/2020	PRR-93-2020	Hall Booth Smith PC	Information on 1296 Rustic Ridge Drive
3/17/2020	PRR-94-2020	Hall Booth Smith PC	Information on 1322 Rustic Ridge Drive
3/17/2020	PRR-95-2020	Hall Booth Smith PC	Information on 1302 Rustic Ridge Drive

3/17/2020	PRR-96-2020	Hall Booth Smith PC	Information on 1301 Rustic Ridge Drive
3/17/2020	PRR-97-2020	Hall Booth Smith PC	Information on 1288 Rustic Ridge Drive
3/17/2020	PRR-98-2020	Hall Booth Smith PC	Information on 1295 Rustic Ridge Drive
3/17/2020	PRR-99-2020	Hall Booth Smith PC	Information on 1287 Rustic Ridge Drive
3/17/2020	PRR-100-2020	Hall Booth Smith PC	Information on 1280 Rustic Ridge Drive
3/17/2020	PRR-102-2020	Hall Booth Smith PC	Information on 1296 Becket Drive
3/17/2020	PRR-103-2020	Hall Booth Smith PC	Information on 1288 Becket Drive
3/17/2020	PRR-104-2020	Hall Booth Smith PC	Information on 1280 Becket Drive
6/18/2020	PRR-192-2020	Joseph Palladi	Plans for Ashford Dunwoody Road
7/27/2020	PRR-246-2020	Shelley D. Momo	Comprehensive Plan, Zoning Code, Emails, Rezoning and Annexation file
7/27/2020	PRR-247-2020	Marcus Benning	Tullie Circle Abandonment
7/28/2020	PRR-252-2020	Juliet S Cohen	Murphey Candler Project
7/29/2020	PRR-253-2020	Hallie Lieberman	Scott Bergthold Invoices
7/29/2020	PRR-254-2020	Hallie Lieberman	Stardust Records
7/29/2020	PRR-255-2020	EPI Breads/Marcus Benning	CHOA Documents, Resolution
7/30/2020	PRR-257-2020	Jeffrey Cohen	Brookhaven Park Bond/ Murphey Candler
7/30/2020	PRR-258-2020	Michael Runestad	Stormwater Application
7/30/2020	PRR-259-2020	Eric Hovdesven	Documents About Gates from the Loop
7/31/2020	PRR-260-2020	Steve Miske	Plot for 1501 Brawley Circle
7/31/2020	PRR-261-2020	Robert B Kennedy	Murphey Candler Park Document for June 27,2020 Event
7/31/2020	PRR-262-2020	Thomas Mitchell	Information on N. Druid Hills
8/1/2020	PRR-263-2020	Judith	2018, 2019 and 2020 Business Licenses
8/3/2020	PRR-264-2020	Danick Baron	Employee's Contact Information
8/3/2020	PRR-265-2020	Adeash Lakraj	Property Documents
8/3/2020	PRR-266-2020	Stefani Daub	Listing of Permits
8/3/2020	PRR-267-2020	Jan Davis	Traffic Citation Information
8/3/2020	PRR-268-2020	Mike Hinson	Demo Permit for 2685 Caldwell Rd
8/3/2020	PRR-269-2020	Lucy Coppola	Adjudicated Cases for July
8/4/2020	PRR-270-2020	lance joseph	Surplus, Foreclosure Information
8/6/2020	PRR-271-2020	Marian Liou	Emails about Civic Dinners
8/6/2020	PRR-272-2020	George Thompson	Complaint 3113 Oglethorpe Way
8/6/2020	PRR-273-2020	Stephanie Bell	Code Enforcement Complaints for 2106 Fairway Circle
8/7/2020	PRR-274-2020	Test	Testing the System
8/7/2020	PRR-275-2020	Thomas Mitchell	Same Documents as PRR262-2020
8/7/2020	PRR-276-2020	Robin Davis	Permits List
8/7/2020	PRR-277-2020	Thomas Mitchell	Certify Zoning Ordinance
8/9/2020	PRR-278-2020	Mike Hinson	Pool Footprint for Briarwood

8/9/2020	PRR-279-2020	Fabian Makhanda	Information on Officers Holloway, Moore, Brown, and Jones.
8/10/2020	PRR-281-2020	James Dean	Fence Permit for 1939 Park Chase Lane
8/10/2020	PRR-282-2020	Clashawn Grant	Information on 18 271 17 068
8/10/2020	PRR-283-2020	Robert B Kennedy	Declaration Page of the Property and Casualty Policy
8/12/2020	PRR-284-2020	Mike Hinson	Engineering Plans for Pipes
8/13/2020	PRR-285-2020	Erin Schilling	Murphey Candler Master Plan
8/13/2020	PRR-286-2020	Drew Clough	Building Plans for 3032 Templewood
8/13/2020	PRR-287-2020	Hercules Livermore	Survey of Property
8/13/2020	PRR-288-2020	Robert B Kennedy	Oversight Committee Members Contact Information
8/13/2020	PRR-289-2020	Robert B Kennedy	Oath of Office from Mayor and Council
8/13/2020	PRR-290-2020	Michael Parsa	Redevelopment Information on Dresden
8/14/2020	PRR-291-2020	Robert B Kennedy	Vote Counts by District on the Bond Referendum
8/14/2020	PRR-292-2020	Thomas Mitchell	Comprehensive Plan
8/16/2020	PRR-293-2020	James Dean	Code Violation for 1945 Park Chase Lane
8/16/2020	PRR-294-2020	Wilmer Pineda	Unknown
8/17/2020	PRR-295-2020	Zane Douglass	Oversight Committee Minutes
8/17/2020	PRR-296-2020	Robert B Kennedy	Email from Brookhaven and DeKalb County about Watershed
8/18/2020	PRR-297-2020	Harishwar Pasupu	List of Overpayments to the City
8/18/2020	PRR-298-2020	Carter Morris	Construction Permits for 1633 Wayland Circle
8/19/2020	PRR-300-2020	Carroll Hart	Hydrology Report and grading for Briarwood Improvements
8/19/2020	PRR-301-2020	James C. Morton	Permits for 1059 Antioch Drive
8/19/2020	PRR-302-2020	Pamela Burnett	Land Disturbance Permit for Murphey Candler Loop Project
8/19/2020	PRR-303-2020	William H. Thomas Jr.	Incident Report for 1892 Raven Hill Drive
8/19/2020	PRR-304-2020	Terrell Carstens	Support and Opposition Letters for 1428 Sylvan Circle
8/20/2020	PRR-305-2020	Drew Clough	Demo Plan for 1441 Oconee Pass
8/20/2020	PRR-306-2020	Carter Morris	Construction Permits for 1633 Wayland Circle
8/20/2020	PRR-307-2020	Ann James	Business information for 3061 Buford Hwy
8/20/2020	PRR-308-2020	Pamela Burnett	Oversight Committee Information
8/21/2020	PRR-309-2020	Jack Honderd	Engineering Drawings for Osborne Rad and Windsor Parkway
8/21/2020	PRR-310-2020	James Dean	Code Violation for 1951 Park Chase
8/21/2020	PRR-311-2020	Brittany Judson	Tax Incentive Projects Information
8/23/2020	PRR-312-2020	LQ Labs	Contracts and Budget for IT and Other Departments Software
8/25/2020	PRR-313-2020	Christopher M O'Donnell	Building Plan for 2711 Tallulah Drive

8/26/2020	PRR-314-2020	Stefani Daub	New Business List
8/26/2020	PRR-315-2020	Robert B Kennedy	City Projections for Park for 2021 to 2025
8/27/2020	PRR-316-2020	Joshua L McClintic	Plans, Permits, Agreements for 3307 Buford Hwy
8/29/2020	PRR-321-2020	Christian Sharple	Police Recording
8/29/2020	PRR-322-2020	Segal Rothman	Uncashed Checks List
			Total completed: 78

Communications: August 2020

Communications Department Activities:

- Produced Fall newsletter
- Facilitated communications for I-85 Character Area project
- Coordinated ad for Falcons Yearbook
- Assisted with promotion of Murphey Candler Community Center virtual toolkit.
- Worked with Community Development on Apartment town hall promotion and virtual meeting.
- Assisted with logistics of virtual City Council meetings
- Facilitated virtual Mondays with Madeleine
- Continued support of Census promotion
- Maintained COVID-19 webpage along with GIS
- Press releases, e-blasts & notifications:
 - Rooms to Go moving Atlanta headquarters to Brookhaven
 - City Council preview 8/11
 - City Council wrap up 8/11
 - Murphey Candler Park statement
 - City Council preview 8/25
 - Mondays with Madeleine
 - CARES Act funds statement
 - New mask ordinance
 - City Council wrap up 8/25
 - Park Bond Oversight Committee virtual meeting on 9/2
 - Fortnite tournament
 - Doggy Dip Day
 - Weekly bilingual Census stakeholders eblast
 - Weekly eblasts

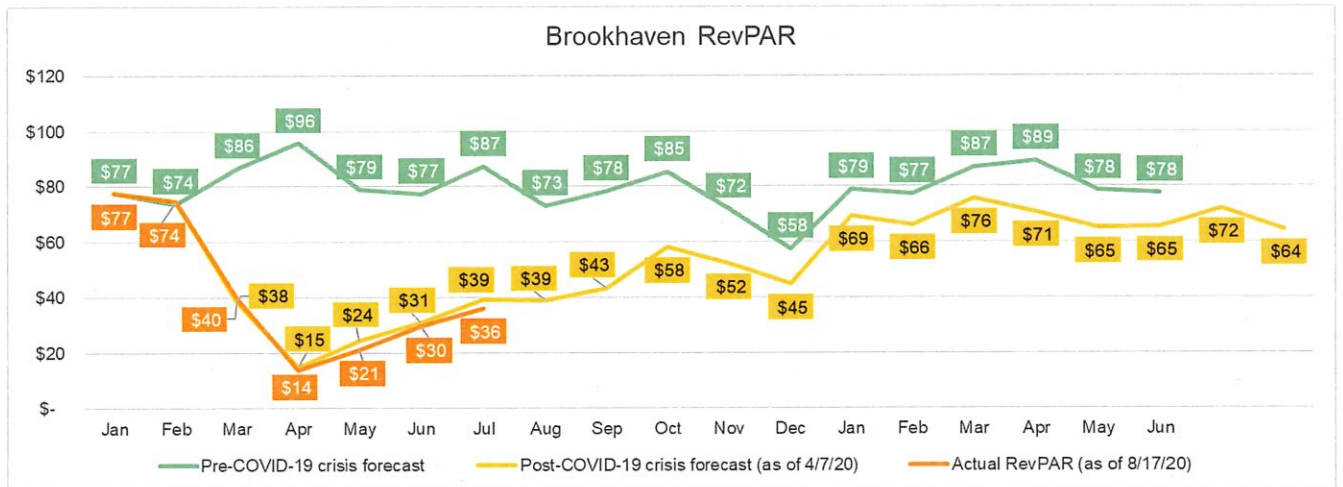
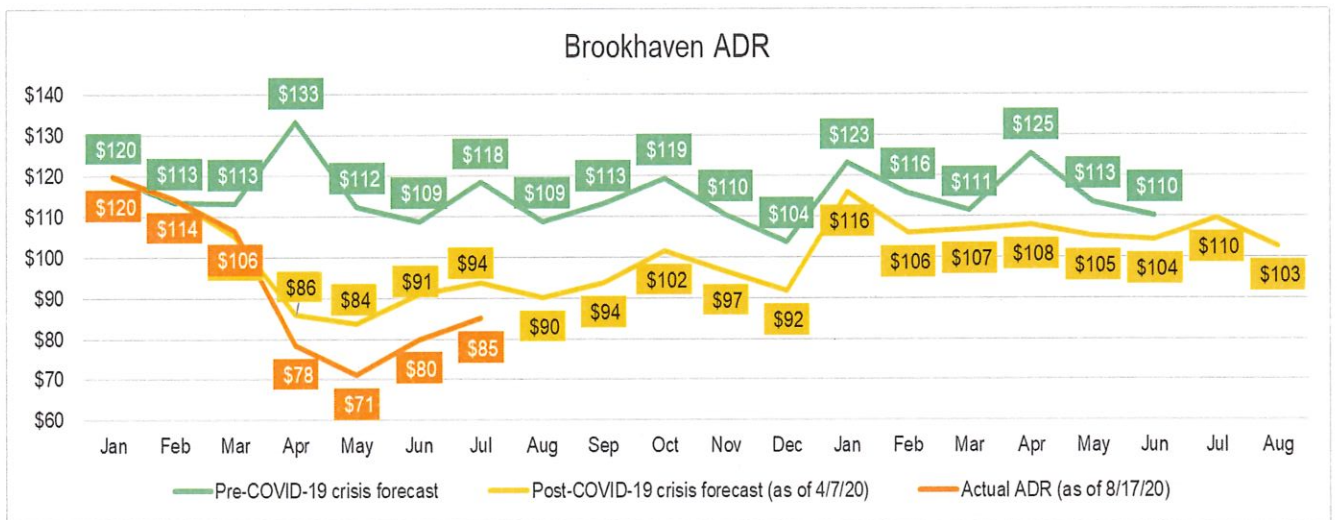
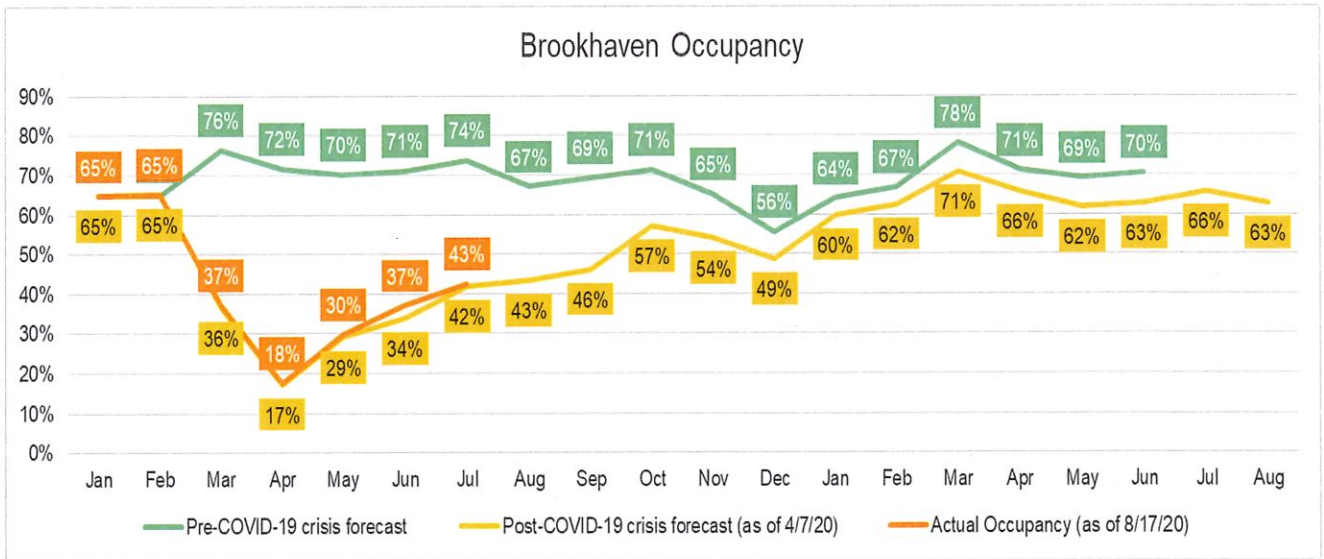
Engagement reports (Aug):

	Posts	Subscribers	Subscriber growth (1 month)
E-blasts/press releases	20	4,524	+28
Facebook	54	8,211	+64 (# reflects corrected adjustment from July)
Facebook (Spanish)	109	153	+2
Twitter	10	4,348	+12
NextDoor	23	22,449	+236
Instagram	103	2,612	+118
Instagram (Spanish)	95	412	+54
Brookhaven Alert	15	2,892	-16

Tourism: August 2020



- Due to the current economic conditions and the drastic reduction in revenue from hotel occupancy tax, all paid marketing has been postponed until the economy begins to recover and residents and guests are free to travel. Social media is now handled in-house.
- Office space for Explore Brookhaven is open to the public Monday through Friday, 9:00 am – 5:00 pm. 705 Town Boulevard, Suite R430.
- Hosted Atlanta Metro Travel Association membership meeting safely at Hyatt Villa Christina on August 5, 2020. 30 attendees in person, and 25 virtually. Speakers included William Tate, Atlanta CVB and Jim Sprouse, Georgia Hotel Lodging Association.
- Conference call with the new Commissioner of Tourism for Georgia Department of Economic Development, Mark Jaronski. Purpose to position Brookhaven in the state's cooperative partnerships in 2021 and to expand the Tourism product Development Resource Team and assessment. Mark serves as a board member of Travel South USA, the south's most prominent international marketing arm.
- Working with Brookhaven Epicurean Society to create a new event this fall in a safely distanced, outdoor venue. More to come.
- Continue to monitor Georgia Restaurant Association, Georgia Hotel Lodging Association, American Lodging Association and US Travel for updates on the PPP guidelines for non-profit organizations. Currently, Explore Brookhaven is not eligible for the grant due to 501©6 status.
- Visited with all eleven hotels, delivered umbrellas, business cards with QR codes to ExploreBrookhaven.com on all restaurant services available. This compilation is updated daily in the ever-changing environment. The assessment from the hotels is that the current traveler is non-traditional, paying a lower rate and generally not using CDC guidelines. Every hotel expressed their appreciation of the Brookhaven Police Department's response and willingness to support peaceful gatherings.
- Business cards with QR codes to ExploreBrookhaven.com on all restaurant services available delivered to City Hall
- Year to date occupancy, average daily rate and Revenue per Available Room compared to projected, updated forecast and current STR Trends:



Anticipated revenue for Explore Brookhaven was \$1,800,000. With current numbers, the predicted income will be \$913,970, 50% loss.

Information Technology: August 2020

General IT

- Completed 3 reports for Community Development
- Auctioned additional equipment on GovDeals
- Set up new users
- Worked with vendor/internal team to keep the Contracts project on track with the Contracts project
- Added two additional user profiles to DocuSign
- Worked to complete report for the fee reduction program
- Met with Electronic Plans support regarding issue with large plan sets timing out, memory exception errors. Updated the plans server to 64bit. Started on updating individual workstations to point to the new server.
- Received two new mobile handheld credit card devices for Parks and Rec
- Upgraded credit card terminals

Month	2014	2015	2016	2017	2018	2019	2020
	Tickets Closed	Tickets Closed	Tickets Closed	Tickets Closed	Tickets Closed	Tickets Closed	Tickets Closed
Jan	161	138	205	173	227	221	223
Feb	148	229	205	176	185	194	210
Mar	162	257	194	199	152	315	259
Apr	297	335	186	183	196	270	174
May	270	262	201	191	263	258	141
Jun	203	351	150	190	210	162	198
Jul	148	235	159	202	375	161	185
Aug	117	279	178	185	286	253	209
Sep	183	193	215	162	206	172	
Oct	209	262	183	218	248	206	
Nov	196	209	138	145	248	164	
Dec	218	171	154	141	190	182	
Total	2,312	2,921	2,168	2,165	2,786	2,558	1,599

GIS

- Updated Response layers and Police Beats for Chattcomm / CAD
- Enterprise GIS upgrade – kickoff meeting and replacement servers created
- SubTask Suvery created for new hire processing
- Updated Brookhaven Connect Service Request website to allow user tracking
- Created internal Public Works GIS page

Police Department

- Setup network monitoring sensors for City Hall, Police/Court, Lynwood, Briarwood.
- Config change for switches and firewalls and domain controller to forward network traffic logs
- Setup North precinct door access panel
- Setup Lynwood fiber from IT room to gymnasium
- Setup Helpdesk tasks and auto triggers for new hires and terminations.
- Deployed network management system to backup firewalls and switches automatically
- Updated 4 servers to latest OS
- Re-installed 3 interfaces

Parks and Recreation: August 2020

Parks/Facilities and Grounds Maintenance Monthly Report

Monthly Work Order Summary (Internal w/Contractors)

- Work Orders-10
- Work Orders Completed- 10
- Work Orders Outstanding - 0

August 2020 projects

- Installed no bike/motorized vehicle signs at Ashford forest preserve
- Reconnected interior camera at Ashford community center to nest
- Repaired water fountain at Blackburn pavilion
- Unclogged and cleaned Ashford bathroom
- Pressure washed Briarwood tennis courts
- Repaired swings at Briarwood playground
- Moved pool safe from Briarwood Community center to new pool house
- Cleaned up homeless camp off Buford Hwy
- Repaired sink in men’s room at Briarwood playground
- Had 10 request for work all 10 have been completed

August 2020 - Janitorial Totals

	Trash Bag Count	Toilet Paper	Doggie Pot	Hand Soap	Paper Towels
LaVista Park	20	N/A	4	NA	NA
Peachtree Creek Greenway	75	NA	15	NA	NA
Ashford Park	53	3	2	2	3
Blackburn Park	314	10	35	4	4
Briarwood Park	114	4	6	4	4
Brookhaven Park	136	NA	49	NA	NA
Clack's Corner	5	NA	NA	NA	NA
Fernwood Park	23	NA	7	NA	NA
Georgian Hills Park	83	NA	7	NA	NA
Lynwood Park	81	NA	8	NA	NA
Murphey Candler Park	305	13	21	2	5
Parkside Park	33	NA	6	NA	NA
Skyland Park	102	6	11	3	2
Totals	1326	36	170	13	16

Athletics Division Monthly Report

August Athletic Revenue Brought in \$23,316.65

- Youth athletic programs brought in \$2,338.90
- Adult athletic programs brought in \$19,900.00
- Athletic fields/tennis court rentals brought in \$1,077.75

August 2020 athletic activities currently in season as follows:

- Youth athletics
 - Murphey Candler softball games and practices
 - Murphey Candler baseball games and practices
 - Atlanta colt youth association football games and practices
 - Concorde soccer spring soccer league
 - Elevate sports academy basketball
 - Up4Tennis classes and private lessons
 - UTA tennis leagues and lessons
- Adult athletics
 - Adult summer softball leagues
 - GOKickball summer leagues
 - Up4Tennis spring lessons and classes
 - UTA tennis open play, leagues and lessons

Athletic Participation Summary	August 2020
Adult Kickball	480
Adult Softball	800
Adult Flag Football	N/A
Adult Sand Volleyball	66
Youth Soccer	725
Youth Football & Cheer	550
Fall Baseball	500
Fall Softball	250

Aquatics Division Monthly Report

August Aquatics Revenue Brought in \$5,911.00

- - Murphey Candler pool brought in \$4,072.00

- Lynwood pool brought in \$1,839.00
- Briarwood pool currently under renovations

August 2020 aquatic activities currently in season as follows:

Youth aquatics

Briarwood barracudas summer swim team practices.

Aquatics Activity Participation Summary Report - 2020	
Murphey Candler Marlins Swim Team	0
Briarwood Barracudas Swim Team	48

Recreation Division Monthly Report

- Gym rentals brought in \$5,595
- Fresh N Fit partner fee of \$53.90
- Classrooms/pavilion/community room/APB rentals brought in \$1,645
- Non-resident fees brought in \$538
- Tennis court rentals brought in \$757.75
 - Total program signups/drop-ins/fees/rentals for August = \$8,589.65

Special Events Division Monthly Report

Movies:

- Held 1 successful, non-rained out movie. The other 3 were rescheduled to September.
- Set pool movie dates for September 18th and 19th and last blanket movie date for September 11th at Lynwood.

Pools:

- Attended walk through with Dynamo to go over pool movie nights and view the facility.
- Ordered supplies for opening of the Briarwood Pool.
- Assisted with pool deposits.
- Doggy Dip Day press release, online reservation and CVB advertising was all put into motion

Events:

- Put together Fortnite tournament: press release, online reservation, bracket, etc.
- Reached out to RCS on Light Up Brookhaven and Santa Photo stage/sound needs
- Worked with CVB on their event proposal to go in front of council
- Reached out to all events through the end of the year to gauge interest in having an event (Small

outdoor movie showing on Sept 20th, CVB on Oct 24th, Beer Festival on Nov 7th are the only outside events at this time that are interested)

- Looking into more video game tournament options
- Worked with Patty and Julissa on NE Plaza Food Drive logistics

Other:

- Art Advisory Committee Minutes
- Finished Art Master Plan

Police: August 2020

Brookhaven Police Department Activity Summary Report			
	June 2020	July 2020	August 2020
Incidents Reported	606	618	658
Custodial Arrests	119	181	201
Accidents	113	111	119
Citations Issued	1,014	654	845
Residential Security Watches Requested	26	30	11
Field Interviews	54	55	47
Wanted People Apprehended	12	15	20
Brookhaven Police Department Activity Summary Report			
	June 2019	July 2019	August 2019
Incidents Reported	648	684	697
Custodial Arrests	83	263	267
Accidents	221	193	222
Citations Issued	2,065	2,230	2,245
Residential Security Watches Requested	49	40	46
Field Interviews	67	77	91
Wanted People Apprehended	38	44	30

Support Services – August 2020

- Wieuca Road Church Group meeting with pastors from various churches. Discussion on positive influence for juveniles and young adults.
- Police Prayer Breakfast held by Brookhaven citizens to show support for their Brookhaven Police Department.
- Met with Movement Forward Inc. to begin planning October *Faith and Blue* events.

Support Services

REPORTS	Officer Pawlowski	Officer Serrano	Sergeant Martinez	Total
Incident Reports	2	0	2	4
Accident Reports	0	0	0	0
Patrol Assist	0	0	0	0
Court Assist	4	5	0	9
Arrests	2	0	0	2
Citations	5	0	0	5
Press Releases	0	0	0	0
Media Interviews	0	0	0	0
Community Meetings	4	12	3	19
Meeting Attendees	4	80	16	100
Community Contacts	92	130	6	228
Business Contacts	100	8	13	121

- In Addition, there were numerous media inquiries which were handled in addition to the social media posts

MONTHLY REPORT: Part-Time Officers	
POP Logged	0
Patrol Shifts	7
Citations	4
Warnings	5
Transport for Courts	9
Arrests	2
Child Safety Seat Install / Teen Driving Classes	0
Shifts Worked	46
Court Service Hours	90
Traffic Enforcement Hours	10
Fleet Service Hours	139.25
Transport Hours for Uniform Patrol/NET	22.5
Training Hours	0

Monthly Report: K-9 Officers	Sgt Fikes & K9 "Bane"	Officer Williams & K9 "Spock"	Officer Ritch & K9 "Dano"
Patrol Assist	41	105	55
Other Agency Assist	2	1	0

Training Hours	44	37	24
Search Warrants	0	0	0
Citations	2	29	0
Warnings	4	40	5
Field Interviews	0	1	3
Felony Arrests	2	0	0
Misdemeanor Arrests	2	2	3
City Ordinance Arrests	0	1	3
Wanted Person Located	0	0	0
K-9 Search (narcotics)	1	3	0
K-9 Tracks / Area Search	1	2	0
Building Search (for	0	0	0
K-9 Related Arrests	3	3	0
K-9 Demonstrations / PR	1	6	3
Currency Seized	12362	0	0
Marijuana Seized	894.0 grams	7.0 grams	0.0 grams
Cocaine Seized	8.0 grams	0.0 grams	0.0 grams
Methamphetamine Seized	14.0 grams	1.0 grams	0.0 grams
Heroin Seized	0.0 grams	0.0 grams	0.0 grams
Schedule Pills	0	0	0
MDMA Seized	0.0 grams	0.0 grams	0.0 grams
Other Seized (LSD)	40.0 grams	0.0 grams	0.0 grams

Additional Activities for K9 and N.E.T. Unit

- **NOTE:** Personnel are temporarily assigned to Uniform Patrol.
- **NOTE:** There are currently no N.E.T. stats.

Monthly Report: Traffic Safety Unit	Officer Maria Jones
Total Pedestrian Stops	0
Total Motor Vehicle Stops	0
Total Citizen Contacts (combined Pedestrian & Traffic Violations)	0
Total Citations Issued	0
Total Warnings Issued	0
Felony Arrests	0
Misdemeanor Arrests	0
Arrest / Released on Copy	0
Wanted Persons Located	0

Additional Activities for Traffic Safety Unit

NOTE: The Brookhaven Police Department is excited to have been awarded the FFY 2019 Pedestrian Safety Grant by the Governor's Office of Highway Safety (GOHS). This will be our third year participating in this Grant, which begins in October 2019. Officer Maria Jones serves as the Department's Pedestrian Safety Officer and has done so since inception. The Brookhaven Police Department's Pedestrian Safety Program has been a phenomenal success due to the hard work and determination set forth by Officer Jones. We look forward to another great year as we partner with GOHS to educate the public on pedestrian safety.

- Due to the COVID-19 pandemic, the Grant Officer did not conduct grant enforcement or education activities during this month.
- Officer Shuler registered for IADLEST Certified 4-Part Webinar Series.
- Officer M. Jones throughout the month assisted with a detail patrolling Murphy Candler Park.
- Officer S. Jones throughout the month patrolled Murphy Candler Park and assisted Support Service with court duty.
- Due to General Order 2020-010 (Operational Change), TSU officers worked remotely from home investigating assigned hit and run accidents.

Criminal Investigations Division

August 2020 - Criminal Investigations Report	
Total Reports Handled	220
Total Reports Cleared	193
Cleared INACTIVE	164
Exceptionally Cleared	8
Unfounded	9
Cleared by Arrest	12
Arrest Warrants Obtained	23
Search Warrants Obtained	10
Total Cases "ACTIVE" on August 31, 2020	73

ChatComm 911 Executive Overview: August 1, 2020 – August 31, 2020

911 Answer Time: In August 2020, ChatComm 911 answered 94.2% of all incoming phone calls within ten seconds and 98.9% of all incoming phone calls were answered within thirty seconds.

Call Processing Time: This Month, ChatComm 911 processed 99.0% of all high priority calls for service and 97.6% of all low priority calls for service within sixty seconds.

Monthly Phone Call Volume: For the month of August 2020, ChatComm 911 handled a total of 29,814 phone calls.

- 70.8% (21,096) were incoming phone calls which are treated as potential emergencies and handled as 911 calls regardless of the line the call is received on.
 - 12,327 of those calls were received on the 911 trunks. 2,116 of the 911 calls received were abandoned 911 calls (where the caller disconnects the line prior to speaking with a calltaker).
 - 6,653 calls were received on administrative and alarm lines but treated as 911 calls.
 - The remaining 29.2% (8,718) of the phone calls handled by ChatComm 911 in August 2020 were outgoing phone calls.

Overall Phone Call Volume: Since September 2009, ChatComm 911 has answered a total of 2,733,851 incoming phone calls. Of those calls, 1,716,623 (62.8%) were received on 911 trunks and 1,017,228 (37.2%) came in on 10digit phone lines.

Monthly Incident Volume: ChatComm 911 handled a total of 34,125 incidents in August 2020.

- 64.9% (22,135) of the incidents created were officer-initiated incidents, which include traffic stops, business & residential checks, and other calls created by officers.
- 31.1% (10,627) of the incidents were dispatched incidents.
- The remaining 1,363 (4.0%) of the incidents were transferred via CAD to Dekalb for EMS and Fire Dispatch.
- Sandy Springs incidents comprised 35.7% (12,194) of the total incident volume.
 - 10,098 incidents were Sandy Springs Police Department incidents.
 - 1,253 incidents were for Sandy Springs Fire Rescue.
 - 843 incidents were EMS calls for service in Sandy Springs.
- Johns Creek incidents were 20.9% (7,114) of the total incident volume.
 - 6,405 incidents were Johns Creek Police Department incidents.
 - 439 incidents were for Johns Creek Fire Department.
 - 300 incidents were EMS calls for service in Johns Creek.
- Dunwoody incidents accounted for 16.7% (5,683) of the total incident volume.
- Brookhaven incidents were 22.7% (7,741) of the total incident volume.
- Dekalb Fire and EMS (for the Cities of Brookhaven and Dunwoody) incidents were 4.0% (1,363) of the total incident volume.
 - 782 incidents were Fire calls for service in Brookhaven or Dunwoody
 - 581 incidents were EMS calls for service in Brookhaven or Dunwoody.

Overall Incident Volume: By the end of August 2020, ChatComm 911 handled 3,737,089 incidents since “go-live” in September 2009. 3,325,825 (89.0%) of those were law enforcement incidents; 234,222 (6.3%) of those were fire department incidents; and 177,042 (4.7%) of those were EMS incidents.

EMD & EFD Compliance: For the month of August 2020, the quality assurance compliance score for EMD remains in compliance with levels set forth by the International Academies of Emergency Dispatch (90%).

- The Emergency Medical Dispatch QA compliance for August was 95%.
- The Emergency Fire Dispatch QA compliance for August was 97%.

Public Works: August 2020

Major Initiatives Completed

- 2020 Paving: Completed on 8/27/20.

Major Initiatives in Progress/Upcoming

- S. Bamby Drainage Improvement Phase III & IV: 190LF – 36’ pipe and 388 LF – 24’ completed.
- Osborne Rd/Windsor Pwy Roundabout: Gas line relocation underway.
- MT-02, ADR / Montgomery Elementary: Wall construction completed on 08/24/20.
- Northeast Expressway Multiuse Path: Waiting on City to approve permits.
- ADR/Windsor Pkwy Design: NTP issues on 7/08/20.
- ADR/Peachtree Intersection Design – Moving forward with ROW Acquisition.
- 2019 Briarwood Road sidewalks – Right of Way Closing pending.
- Ashford Dunwoody / Dresden Dr. ATMS: NTP was issued on 07/10/20. Construction Begins on 09/07/20 from Johnson Ferry Road to I-285.

Ongoing Coordination

- PTOp 5-year Grant coordination w/ PCID.
- RTOP Coordination with GDOT – Signals on Peachtree Road, Clairmont Rd, Buford Hwy, & N Druid Hills Road.
- PTOp Coordination with PCIDs/GDOT – Signals on Ashford Dunwoody Rd from Lake Hearn to Johnson Ferry.
- PCIDs Public Works Committee - Coordination with PCIDs, Sandy Spring, Dunwoody.
- Buford Hwy Streetscape/Sidewalk Project – Coordination with GDOT.

Meetings Attended/Held

- 8/04/20 – Windsor Pkwy / Osborne Rd, meeting with Contractor and AGL
- 8/07/20 – ADR / Perimeter Summit Meeting with PCID
- 8/12/20 – Public Safety Building Meeting with Jacobs
- 8/13/20 – ADR / Windsor Pkwy Design Meeting
- 8/13/20 – ADR / Peachtree Intersection Meeting
- 8/18/20 – Peachtree LCI / GDOT Meeting
- 8/18/20 – GDOT / RTOP Zone 1 Meeting
- 8/25/20 – ADR / Dresden Dr. ITS Expansion Meeting
- 8/27/20 – ADR / Windsor weekly design Meeting

ROW Encroachment Permits (including Dumpsters/Road Closures)

- Permits issued YTD: 223
- Permits issued this month: 23

Stormwater Performance Measures (OPTECH)

August 2020			
ENTITY GROUP	WORK ORDERS ASSIGNED	COMPLETED WITHIN TARGET TIME FRAME	MONTHLY PERFORMANCE PERCENTAGE
Priority 1	3	3	100%
Priority 2	1	1	100%
Priority 3	7	6	86%
Total	11	10	91%

Maintenance Work Performance Measures (OPTECH)

August 2020			
ENTITY GROUP	WORK ORDERS ASSIGNED	COMPLETED WITHIN TARGET TIME FRAME	MONTHLY PERFORMANCE PERCENTAGE
Priority 1	0	0	0%
Priority 2	2	1	50%
Priority 3	6	4	66%
Total	8	5	63%

CIP Performance Measures (LOWE)

SIDEWALK: YEAR TO DATE		
Number of Sidewalks funded by Council in 2020	Number of Sidewalks completed in 2020	ANNUAL PERFORMANCE PERCENTAGE
0	0	0%

Service Request

2020	Jan	Feb	Mar	Apr	May	Jun	Jul	Aug	Sep	Oct	Nov	Dec	TOTAL
Curb and Gutter	15	5	9	10	8	9	5	19					80
Downed Lines	1	3	1	3	3	4	5	8					28
Pavement/Potholes	20	17	24	15	16	18	17	19					146
Right of Way/Trash	14	11	4	6	11	14	14	4					78
Sidewalk	2	0	6	4	9	6	3	6					36
Stormwater	16	15	11	15	12	13	20	44					146
Streetlights	9	5	3	3	1	10	4	4					39
Street Sign	22	5	10	6	10	12	10	15					90
Street Striping	0	0	1	1	0	1	0	0					3
Traffic Signal	9	4	6	5	1	6	3	11					45
Trees	11	6	3	1	0	3	10	10					44
Total Service Requests	119	71	78	69	71	96	91	140					735

Completed Work Orders

2020	Jan	Feb	Mar	Apr	May	Jun	Jul	Aug	Sept	Oct	Nov	Dec	TOTAL
Street Maintenance	Closed	Closed	Closed	Closed	Closed	Closed	Closed	Closed	Closed	Closed	Closed	Closed	Closed
Sidewalk Repairs	2	2	2	4	8	5	4	6					33
Curb Repairs	0	2	1	6	9	3	3	4					28
Potholes	13	10	17	11	3	4	1	2					61
Patching	2	3	4	3	6	5	7	3					33
Streetlights	0	0	1	0	0	1	0	1					3
Signs	19	8	9	3	7	11	9	4					70
Traffic Signals													
Signal Repairs	16	6	4	17	6	5	8	7					69
ROW Maintenance													
Tree Removal	8	6	2	10	6	9	5	17					63
ROW Maintenance	6	10	5	1	7	6	2	13					50
Stormwater													
Stormwater	14	24	18	32	8	16	14	15					141
Total work orders	80	71	63	87	60	65	53	72	0	0	0	0	551

Finance: August 2020

Financial Report in Brief

The August financial statements are presented in comparative form to provide context regarding various revenues and expenditures that are “seasonal” in nature. The significant General Fund revenues that are not typically received each month include (1) property taxes (billed Sept 1 and collected thereafter), (2) franchise fees (larger utility provider remits in 1st quarter of year with other utilities remitting quarterly), (3) business and occupational taxes (renewals are due April 30th), (4) insurance premium tax and fees (collected and remitted by State; Oct 15th), and (5) alcohol licenses. Operationally, the expenditures are not subject to “seasonal” variances, but the acquisition of capital items can be arbitrary from one year to the next.

General Fund Summary

Total General Fund revenues through August 2020 were \$293,789 more than they were this time last fiscal year. Licenses & Permits increased by \$2,072,539 compared to this time in the prior year mainly due to permits issued for three large projects. Motor Vehicle and Title Ad Valorem Tax (TAVT) increased by \$639,356 compared to last year due to change in State law effective July 1st, 2019, increasing City TAVT allocation. Other financing sources were less by \$562,695 compared to this time in the prior year due to hotels being impacted by the pandemic and significant decreases in Hotel/Motel revenue taxes received by the City. Business & Occupational tax decreased by \$364,338 due to the COVID-19 pandemic. Investment earnings decreased by \$309,652 due to significant drops in market interest rates. Charges for services and fines & forfeitures also show noticeable decreases due to the pandemic amounting to unfavorable variances of \$378,281 and \$363,555. Property Tax decreased by \$371,527 due to abnormally high amount of refunds paid out by the DeKalb County Tax Commissioner’s Office on behalf of the City of Brookhaven.

General Fund expenditures decreased compared to last year at this time by \$728,001. The General Government expenditures increased by \$1,112,717 compared to the previous fiscal year at this time due to the purchase of the Brookhaven Heights property located at 1174 Pine Grove Ave. Expenditures for the police department were higher by \$1,008,919 compared to August 2019 mainly due the Council approved increase in Police salaries in FY 2019. Other financing uses decreased by \$1,367,032 mainly due to prior year transfer to the capital projects fund for additional costs related to the public safety building project. Recreation governmental function expenditures decreased in the amount of \$662,206 due to less expenditures compared to this time in 2019 for recreational supplies, parks maintenance costs, and professional services. Expenditures for Public Works decreased by \$380,785 compared to the previous year at this time mainly due to the QT building improvements and the I-285 Transit study costs in the prior fiscal year. Economic Development/Tourism expenditures decreased by \$260,483. This is mainly due to professional services cost for special events being accounted for in the Tourism fund in the prior fiscal year. In the current year special events professional costs are budgeted in the Culture and Recreation governmental function.

City of Brookhaven

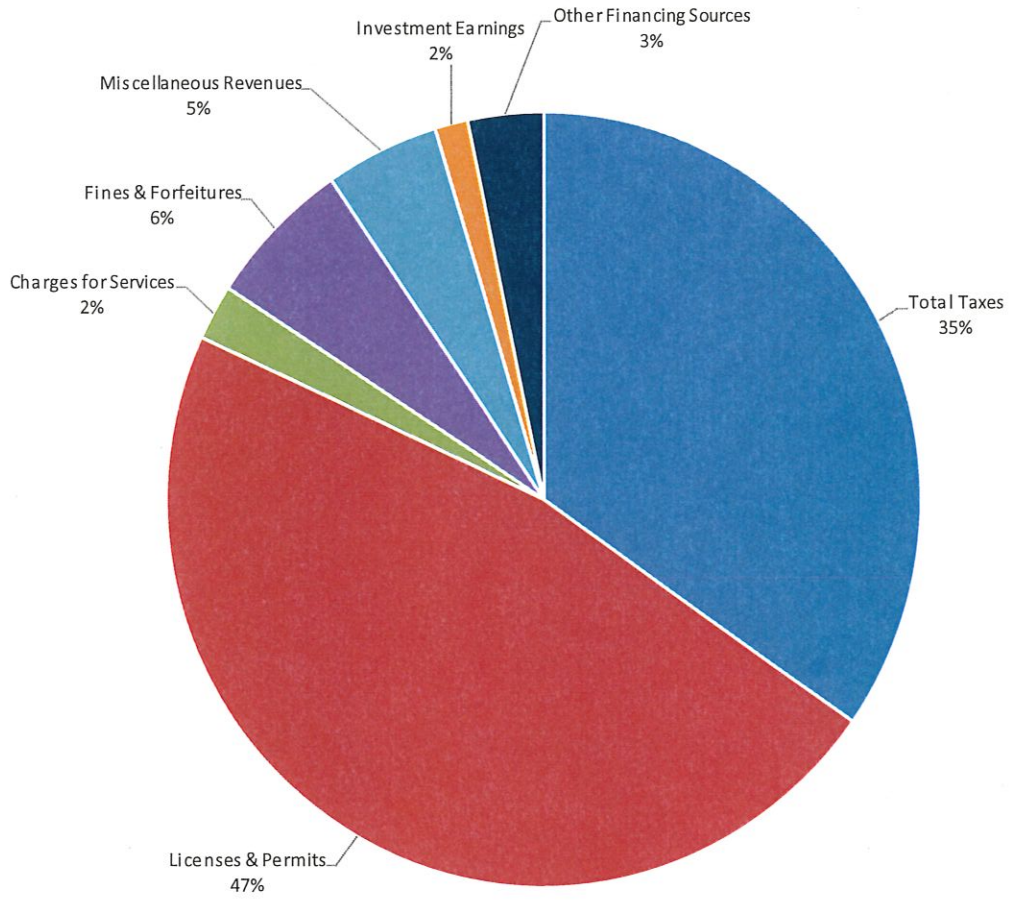
BUDGET COMPARISON REPORT - GENERAL FUND - REVENUES

For The Month Ended August 31, 2020

	2019 Amended Budget	2019 YTD Transactions	2020 Amended Budget	2020 YTD Transactions	Variance from Budget	% of Annual Budget
Property Tax	\$ 9,737,797	\$ 245,504	\$ 9,752,088	\$ (126,024)	\$ (9,878,112)	-1.29%
Motor Vehicle Tax & Title Ad Valorem Tax	61,000	128,174	29,442	767,529	738,087	2606.92%
Recording Intangible Tax	121,715	51,491	66,096	99,483	33,387	150.51%
Real Estate Transfer Tax	39,893	16,554	25,000	25,625	625	102.50%
Franchise Tax	4,263,579	434,080	3,625,000	540,284	(3,084,716)	14.90%
Alcoholic Beverage Excise Tax	1,093,754	779,731	1,122,000	656,706	(465,294)	58.53%
Energy Excise Tax	152,200	82,051	220,000	97,592	(122,408)	44.36%
Motor Vehicle Rental Excise Tax	40,805	147,206	273,734	15,855	(257,879)	5.79%
Business & Occupational Tax	2,250,000	1,903,515	2,170,000	1,539,177	(630,823)	70.93%
Insurance Premium Tax	3,266,496	19,100	3,553,650	22,700	(3,530,950)	0.64%
Financial Institutions Tax	58,170	63,262	67,734	44,121	(23,613)	65.14%
Penalties & Interest	<u>51,220</u>	<u>37,354</u>	<u>57,887</u>	<u>5,409</u>	<u>(52,478)</u>	<u>9.34%</u>
Total Taxes	<u>21,136,629</u>	<u>3,908,021</u>	<u>20,962,631</u>	<u>3,688,457</u>	<u>(17,274,174)</u>	<u>17.60%</u>
Licenses & Permits	3,367,269	2,940,376	3,120,000	5,012,915	1,892,915	160.67%
Charges for Services	537,450	623,223	632,650	244,942	(387,708)	38.72%
Fines & Forfeitures	1,225,000	1,025,683	1,225,000	662,128	(562,873)	54.05%
Miscellaneous Revenues	179,200	464,787	482,000	519,785	37,785	107.84%
Investment Earnings	30,000	458,785	50,000	149,133 *	99,133	298.27%
Other Financing Sources	<u>4,765,922</u>	<u>911,538</u>	<u>4,366,729</u>	<u>348,842</u>	<u>(4,017,887)</u>	<u>7.99%</u>
TOTAL REVENUES	<u>\$ 31,241,470</u>	<u>\$ 10,332,412</u>	<u>\$ 30,839,010</u>	<u>\$ 10,626,201</u>	<u>\$ (20,212,809)</u>	<u>34.46%</u>

* Investment Earnings to be distributed to the appropriate funds at the end of each quarter

GENERAL FUND REVENUES BY SOURCE (AUGUST 2020 YTD)

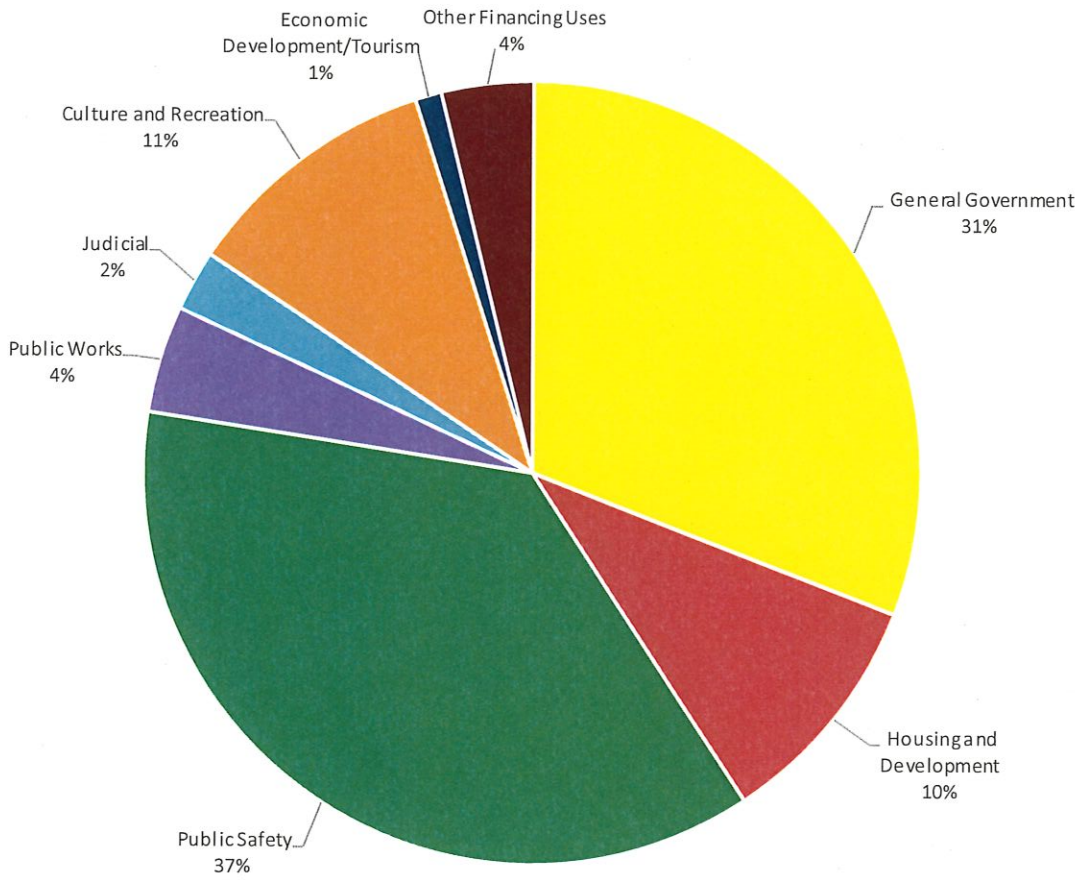


City of Brookhaven - YTD through August 31, 2020

Budget Comparison for General Fund Expenditures

Governmental Function	2019 Amended Budget	2019 YTD Transactions	2020 Amended Budget	2020 YTD Transactions	Variance from Budget	% of Annual Budget
General Government	\$ 7,010,729	\$ 4,768,786	\$ 8,556,450	\$ 5,881,503	\$ 2,674,947	68.74%
Housing and Development	3,395,310	1,958,669	3,406,471	1,876,083	1,530,388	55.07%
Public Safety	9,846,299	5,998,584	10,471,519	7,007,503	3,464,016	66.92%
Public Works	2,036,888	1,219,725	1,581,051	838,940	742,111	53.06%
Judicial	950,900	575,086	874,735	478,541	396,194	54.71%
Culture and Recreation	3,990,498	2,696,273	3,487,280	2,034,067	1,453,213	58.33%
Economic Development/Tourism	625,087	469,734	104,360	209,251	(104,891)	200.51%
Other Financing Uses	<u>3,384,759</u>	<u>2,102,906</u>	<u>2,357,144</u>	<u>735,874</u>	<u>1,621,270</u>	<u>31.22%</u>
TOTAL EXPENDITURES	<u>\$ 31,240,470</u>	<u>\$ 19,789,763</u>	<u>\$ 30,839,010</u>	<u>\$ 19,061,762</u>	<u>\$ 11,777,248</u>	<u>61.81%</u>

GENERAL FUND EXPENDITURES BY GOVERNMENTAL ACTIVITY
(AUGUST 2020 YTD)



General Fund Balance Reserves

The City has reserved a portion of fund balance to account for City programs. The Tree Fund, Sidewalk Fund, and Police Donations are three examples of City programs that are preserved in the general fund.

Tree Fund Conservancy

Established via City Ordinance, Chapter 14, Section 14-47, the receipts or contributions are part of the "alternative compliance" with the City's tree ordinance. It is only after determination that recompense trees do not fit on a redeveloped site, would a contribution be made. Expenses are basically limited to the purchase/installation of trees in parks, right-of-ways, and other City-owned or leased property.

Balance at December 31, 2019		<u>\$53,312</u>
Receipts	\$0	
Disbursements	(\$17,975)	
Balance at August 31, 2020		<u>\$35,337</u>



Sidewalk Program Fund

Established by City Ordinance, Chapter 14, Section 14-353, the receipts or contributions for payment in-lieu of sidewalk construction shall be in accordance with a schedule recommended by the Public Works Department and adopted by the city council in January of each year based on the City sidewalk construction cost during the previous calendar year.

Balance at August 31, 2020	<u>\$616,686</u>
----------------------------	------------------

Police Programs/Activities

An important element of community policing is the various police department programs and activities that promote interaction with our citizens and our police department. Whether the resources are provided to support general policing or the community programs, the receipts and disbursements are segregated to promote their designated purposes.

Police Programs	Balance		Receipts	Disbursements	Balance	
	December 31, 2019				August 31, 2020	
Explorer Program	\$ 12,333		\$ -	\$ (3,178)	\$ 9,155	
Shop with a Badge/Cop	30,548		23,478	-	54,026	
General PD Donations	810			(11,322)	(10,512)	
K9 Donations	2,040		28,000		30,040	
Police Bike Fund	1,000				1,000	
Totals	\$ 46,731		\$ 51,478	\$ (14,500)	\$ 83,709	